

# ADA Facility Reports

---

Rohnert Park

DRAFT

December 2017

*This page intentionally left blank*

## Guide to the Facility Assessment Reports

The facility assessment report represents an evaluation of existing conditions in the public areas of the City's facilities evaluated in November 2017. The assessment includes detailed measurements comparing the existing conditions in the facility to the codes and standards contained in the following regulations:

- 2010 Americans with Disabilities Act (ADA) Standards for Accessible Design - Federal standards.
- 2016 California Access Compliance Advisory Reference Manual (CBC) including the provisions contained in the 2016 California Building Code published on July 1, 2016, effective January 1, 2017
- 2015 Architectural Barriers Act (ABA) Standards, including the provisions for outdoor developed areas

## Interpreting the Facility Assessment Report

The first page of the report contains a diagram of the facility with notations regarding the barriers identified during the evaluation. The barriers are keyed on the diagram by an item number that corresponds with a barrier (i.e. 8-1 is door one, 8-2 is door two, etc.). The elements and their related features addressed in the facility evaluation can include, when present:

### Diagram Number Key

1 - Parking Area	17 - Corridor / Aisle
2 - Passenger Loading Zone	18 - Room
3 - Curb Ramp	19 - Multiple User Restroom
4 - Walk	20 - Single User Restroom
5 - Ramp	21 - Locker Room
6 - Stairway	22 - Bathing Facility
7 - Hazard	25 - Kitchen
8 - Door/Gate	26 - Eating Area/Vending Machines
9 - Sign	27 - Assembly Area
10 - Drinking Fountain	28 - Area of Refuge
11 - Telephone	31 - Swimming Pool/Wading
12 - Building Level / Lift	32 - Picnic Facilities
13 - Elevator	33 - Outdoor Constructed Features
14 - Bus Stops and Light Rail	35 - Other
16 - Built-in Elements	

The facility report includes:

- **Reference Diagram:** A reference image or floor plan locating the barriers on a diagram of the facility.
- **Barrier Identification List:** A listing of each specific barrier encountered during the evaluation process. Barriers are organized by architectural elements and are located by reference number on the facility diagram.
- **Conceptual Solution:** A feasible conceptual solution to resolving the barrier in text format. Interim solutions and programmatic solutions will be identified during the meeting with City staff.
- **Code References:** State and federal codes and standards related to the specific barrier are provided. When the federal standard is equivalent or more stringent, the federal standard is listed in the 'ADA:' section, and the State standards are listed in the 'CBC:' section.
- **Cost Estimate:** Planning level cost estimates are provided for the removal of each barrier or alternative. If a cost is not noted, it is either addressed under an alternate barrier removal item or it will require further analysis by the City.
- **Draft Category Level:** The following categorization process addresses the logic of access to facilities. The principle is to ensure that basic access is provided, access to activities is provided, amenities are accessible and alternatives to architectural modifications are allowed when appropriate. Translating these categories into action plans must be accomplished using a programmatic approach. A draft category level for barrier removal has been included with the facility report.

These categories will be refined by City staff over time as facilities programs are evaluated and barriers are removed over time. The following is a descriptor of the priorities:

- Category One: The highest Category is placed on those barrier removal items that provide accessibility at the main entrance of a facility or improve a path of travel to the portion of the facility where program activities take place (e.g., parking, walks, ramps, stairs, doors, etc.).
- Category Two: A second Category is placed on those barrier removal items that improve or enhance access to program use areas (e.g., transaction counters, conference rooms, public offices, restrooms, etc.).

- Category Three: A third Category is placed on those barrier removal items that improve access to amenities serving program areas (e.g., drinking fountains, telephones, site furnishings, vending machines).
- Category Four: A fourth Category identifies areas or features not required to be modified for accessibility (no public programs located in this area, duplicate features, alteration could be considered technically infeasible).

Some barriers will require further evaluation by staff for programmatic solutions. These barriers have been assigned two category values (i.e. 2 or 4), indicating the barrier will need to be assigned one of the values but not both.

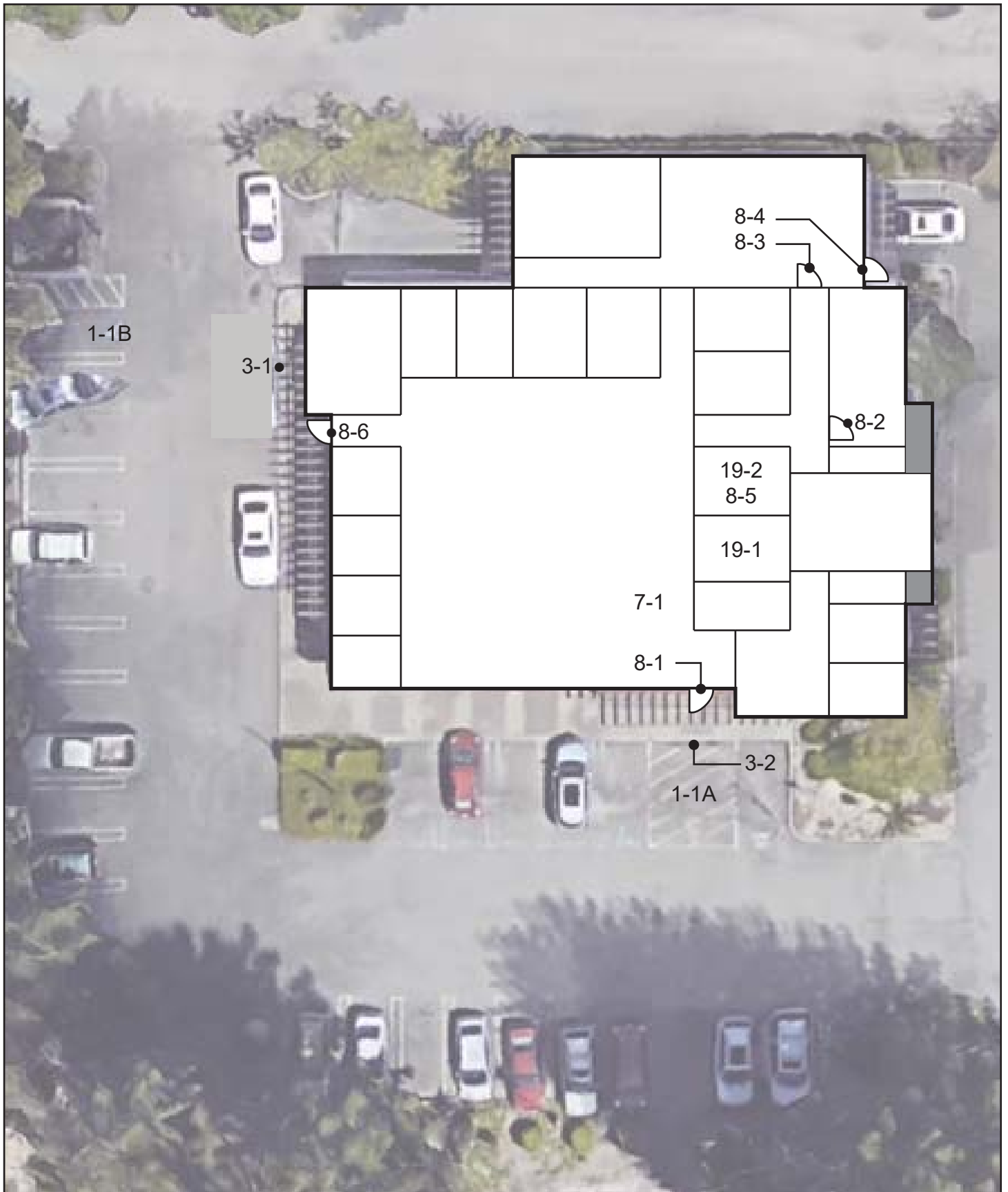
## ADA Facility Assessments

The following Rohnert Park facilities were evaluated in the November 2017.

Below is a table of unadjusted cost estimates for barrier removal in all the facilities included in this evaluation. Cost estimates currently depict all barrier categories, including category 4 for which physical alterations of the facility may not be required. During the prioritization process, the City will determine where there are programmatic alternatives to physical alterations and those costs associated with the physical alterations will be removed from the cost estimate.

Facility	Cost Estimate
6250 State Farm Drive	22,815.00
Animal Shelter	63,935.00
Benicia Pool	49,060.00
Burton Avenue Recreation Center	36,385.00
Callinan Sports and Fitness Center	109,425.00
City Center Plaza	45,535.00
City Hall	33,400.00
Community Center	54,700.00
Community Center Campus	110,600.00
Girl Scout Hut	171,090.00
Gold Ridge Center	50,810.00
Honeybee Pool	85,420.00
Ladybug Park Recreation Room	59,515.00
Magnolia Pool	60,160.00
Public Safety Headquarters	15,700.00
Senior Center	106,975.00
Spreckels Performing Arts Center	83,695.00
<b>Total</b>	<b>1,159,220.00</b>

# 6250 State Farm Drive



**Rohnert Park**  
6250 State Farm Drive

<b>Building</b>		
<b>1 - 1</b>	<b>Parking Area</b>	Category: 1
<b>Provide adequate striping</b>		\$200
Notes: Accessible parking space #A is 8 feet wide (9 feet min). Accessible parking space #B is 8 feet wide (9 feet min).		
CBC: 11B-502.2		
Other: ADA 502.2		
<b>Regrade accessible parking space or access aisle</b>		\$3,200
Notes: Cross slope of parking space #B is 2.3% and cross slope of access aisle is up to 2.8% (2.0% max).		
CBC: 11B-502.4		
Other: ADA 502.4		
<b>3 - 1</b>	<b>Curb Ramp</b>	Category: 1
<b>Provide detectable warnings</b>		\$1,000
Notes: Detectable warnings are not provided.		
CBC: 11B-247.1.2.2, 11B-705.1.2.2		
Other: -		
<b>Grind or patch vertical change of grade</b>		\$250
Notes: Surface is uneven with a change in level at the bottom of the curb ramp (flush and free of surface level changes required).		
CBC: 11B-405.4, 11B-406.5.4		
Other: ADA 405.4		
<b>Provide a level landing</b>		\$240
Notes: Water accumulation noted on landing.		
CBC: 11B-405.10, 11B-406.5.5		
Other: ADA 405.10		
<b>3 - 2</b>	<b>Curb Ramp</b>	Category: 1
<b>Provide detectable warnings</b>		\$1,000
Notes: Detectable warnings are not provided.		
CBC: 11B-247.1.2.2, 11B-705.1.2.2		
Other: -		
<b>Install, replace or modify curb ramp</b>		\$4,000
Notes: Curb ramp has a running slope of up to 9.5% (8.33% max). Flared sides have slopes 17.7% and 16.8%. (10% max.)		
CBC: 11B-406.2.1, 11B-406.2.2		
Other: ADA 405.2, ADA 406.1, ADA 406.3		

<b>Building</b>		
<b>7 - 1</b>	<b>Hazard</b>	Category: 2
<b>Remove overhanging or protruding objects</b>		\$125
Notes: Alarm box protrudes 6 inches from the wall at 53 inches AFF (4" max. between 27" and 80" AFF).		
CBC: 11B-204.1, 11B-307.2		
Other: ADA 204.1, ADA 307.2		
<b>8 - 1</b>	<b>Door/Gate</b>	Category: 1
<b>Provide or modify door kick plate</b>		\$225
Notes: A smooth and uninterrupted kick plate surface is not provided. Mail slot is located in the 10" space above the finished floor.		
CBC: 11B-404.2.10		
Other: ADA 404.2.10		
<b>Adjust door closer</b>		\$125
Notes: Door opening force is 6 lbs (5 lbs max).		
CBC: 11B-404.2.9		
Other: ADA 404.2.9		
<b>8 - 2</b>	<b>Door/Gate</b>	Category: 2
<b>Provide or modify door kick plate</b>		\$225
Notes: A smooth and uninterrupted kick plate surface is not provided. A doorstop is located in the 10" space above the finished floor.		
CBC: 11B-404.2.10		
Other: ADA 404.2.10		
<b>Modify door window or side light</b>		\$500
Notes: Lower edge of door window is 52" AFF (43" max).		
CBC: 11B-404.2.11		
Other: ADA 404.2.11		



**Rohnert Park**  
6250 State Farm Drive

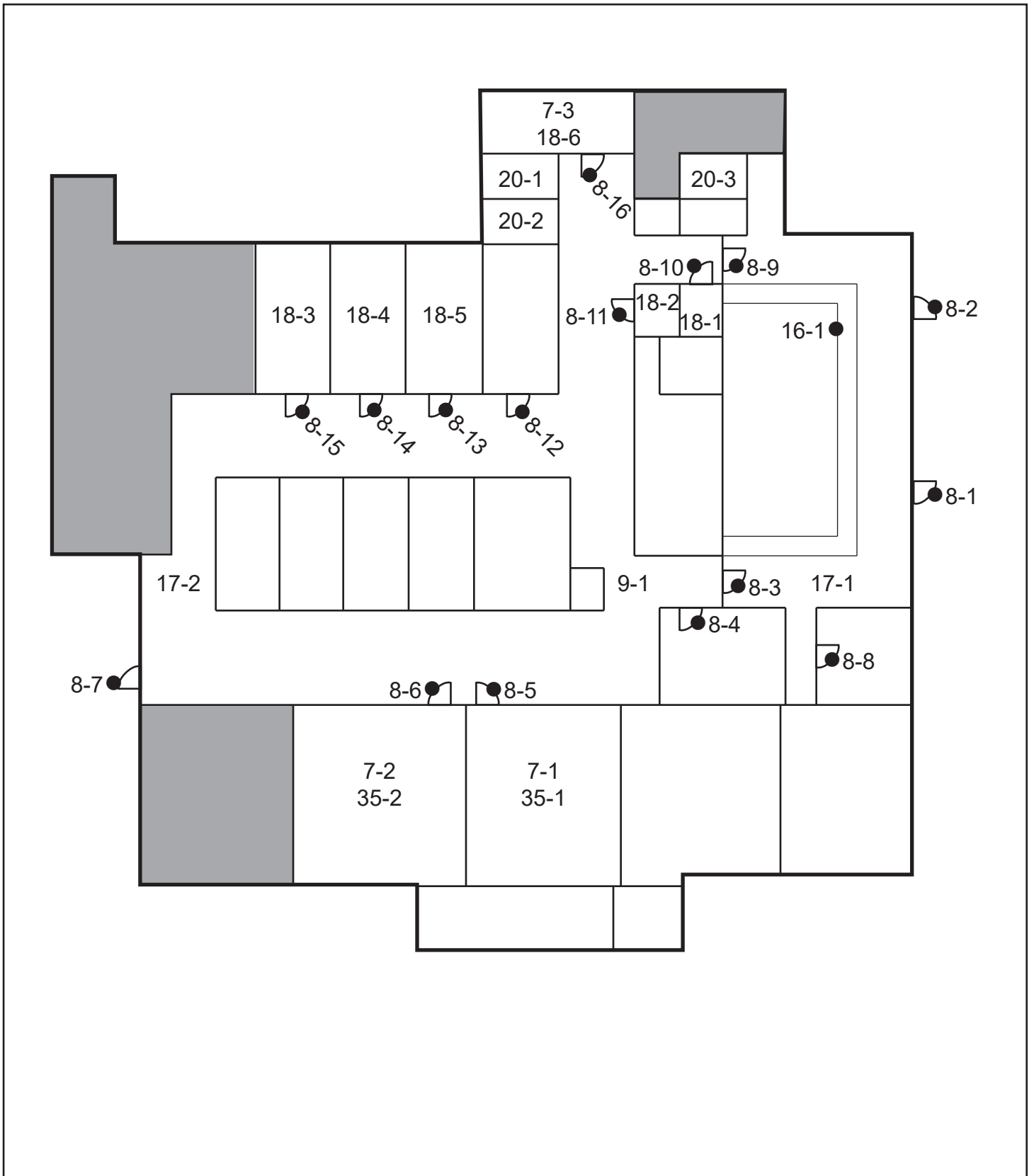
<b>Building</b>		
<b>8 - 3</b>	<b>Door/Gate</b>	Category: 2
<b>Modify door window or side light</b>		<b>\$500</b>
Notes: Lower edge of door window is 51" AFF (43" max).		
CBC: 11B-404.2.11		
Other: ADA 404.2.11		
<b>Adjust door closer</b>		<b>\$125</b>
Notes: Door opening force is 7-1/2 lbs (5 lbs max).		
CBC: 11B-404.2.9		
Other: ADA 404.2.9		
<b>Install or modify sign</b>		<b>\$250</b>
Notes: A tactile and braille EXIT ROUTE sign is not provided.		
CBC: 1011.4		
Other: ADA 216.4.1		
<b>8 - 4</b>	<b>Door/Gate</b>	Category: 1
<b>Adjust door closer</b>		<b>\$125</b>
Notes: Door closer sweep time is 4 seconds and door opening force is 9 lbs (5 seconds min closing time from 90 degrees open to 12 degrees and 5 lbs max for door opening force).		
CBC: 11B-404.2.8.1, 11B-404.2.9		
Other: ADA 404.2.8.1, ADA 404.2.9		
<b>Install or modify sign</b>		<b>\$250</b>
Notes: A tactile and braille EXIT sign is not provided.		
CBC: 1011.4		
Other: ADA 216.4.1, ADA 703.4.1		
<b>8 - 5</b>	<b>Door/Gate</b>	Category: 2
<b>Adjust door closer</b>		<b>\$125</b>
Notes: Door opening force is 7 lbs (5 lbs max).		
CBC: 11B-404.2.9		
Other: ADA 404.2.9		
<b>8 - 6</b>	<b>Door/Gate</b>	Category: 1
<b>Adjust door closer</b>		<b>\$125</b>
Notes: Door closer sweep time is 3 seconds and door opening force is 14 lbs (5 seconds min closing time from 90 degrees open to 12 degrees and 5 lbs max for door opening force).		
CBC: 11B-404.2.8.1, 11B-404.2.9		
Other: ADA 404.2.8.1, ADA 404.2.9		

<b>Building</b>	
<b>19 - 1</b>	<b>Multiple User Restroom</b> <span style="float: right;">Category: 2</span>
<b>Replace or reposition mirror</b>	<b>\$150</b>
Notes: Bottom of mirror's reflecting surface is 53" AFF (40" max).	
CBC: 11B-603.3	
Other: ADA 603.3	
<b>Install restroom sign</b>	<b>\$250</b>
Notes: A federal tactile and braille restroom sign is not provided.	
CBC: -	
Other: ADA 703	
<b>Provide an accessible lavatory</b>	<b>\$3,000</b>
Notes: The centerline of the lavatory is 16 inches between the side wall and the center of the fixture (18" min).	
CBC: 11B-606.2, 11B-606.6	
Other: ADA 606.2	
<b>Replace or reposition fixtures</b>	<b>\$1,250</b>
Notes: The water closet centerline is 19" from the wall (17" min to 18" max).	
CBC: 11B-604.2	
Other: ADA 604.2	
<b>Modify grab bars</b>	<b>\$125</b>
Notes: The side grab bar extends 53" from the rear wall (extends 54" min from the rear wall).	
CBC: 11B-604.5.1	
Other: ADA 604.5.1	
<b>Replace or modify grab bars</b>	<b>\$300</b>
Notes: Seat cover dispenser is located 0 inches above the grab bar (12 inch min clear space above the bar required).	
CBC: 11B-609.3	
Other: ADA 609.3	

Building	
<b>19 - 2</b>	<b>Multiple User Restroom</b> <span style="float: right;">Category: 2</span>
<b>Replace or reposition mirror</b>	<b>\$150</b>
Notes: Bottom of mirror's reflecting surface is 53" AFF (40" max).	
CBC: 11B-603.3	
Other: ADA 603.3	
<b>Provide an accessible lavatory</b>	<b>\$3,000</b>
Notes: The centerline of the lavatory is 16 inches between the side wall and the center of the fixture (18" min).	
CBC: 11B-606.2, 11B-606.6	
Other: ADA 606.2	
<b>Remove overhanging or protruding objects</b>	<b>\$125</b>
Notes: Feminine product dispenser protrudes 7" from the wall at 37" AFF (objects may protrude no more than 4" where the lower edge is between 27" and 80" AFF).	
CBC: 11B-307.2	
Other: ADA 307.2	
<b>Modify operating mechanism</b>	<b>\$250</b>
Notes: Feminine product dispenser requires twisting and grasping to operate.	
CBC: 11B-309.4	
Other: ADA 309.4	
<b>Provide an accessible path of travel</b>	<b>\$0</b>
Notes: Path of travel is 38" wide from the entrance to the accessible compartment (44" min).	
CBC: 11B-403.5.1	
Other: -	
<b>Replace or reposition fixtures</b>	<b>\$1,250</b>
Notes: The water closet centerline is 18-1/2" from the wall (17" min to 18" max).	
CBC: 11B-604.2	
Other: ADA 604.2	
<b>Modify grab bars</b>	<b>\$125</b>
Notes: The side grab bar extends 53" from the rear wall (extends 54" min from the rear wall).	
CBC: 11B-604.5.1	
Other: ADA 604.5.1	
<b>Replace or reposition dispenser</b>	<b>\$250</b>
Notes: Centerline of the toilet paper roll dispenser is behind front of the water closet (7" min to 9" max in front of water closet). A 30" by 48" clear floor space in front of the feminine product dispenser is not provided.	
CBC: 11B-305.3, 11B-603.5, 11B-604.7	
Other: ADA 305.3, ADA 604.7	

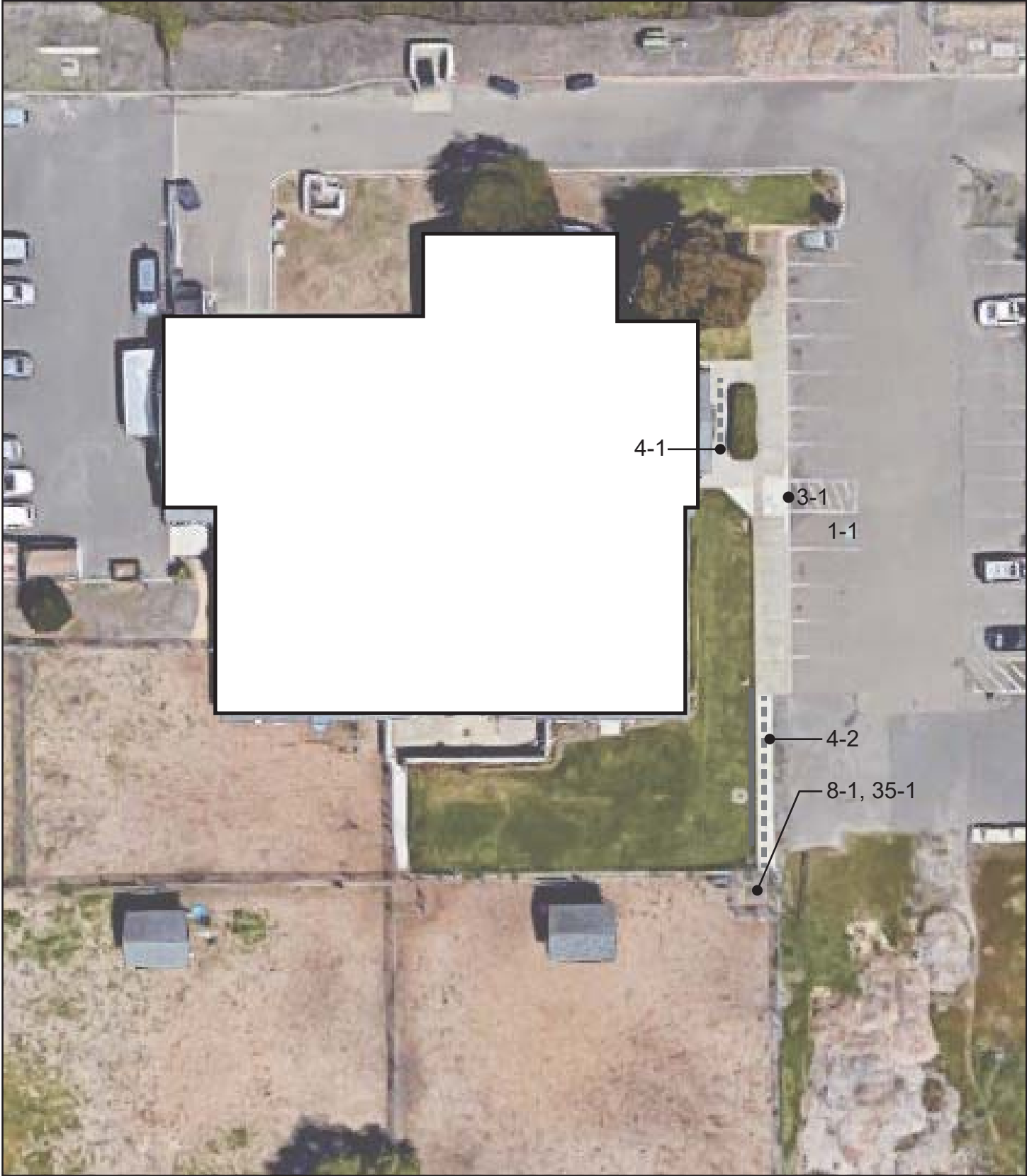
# Animal Shelter

Interior



# Animal Shelter

Exterior



## Rohnert Park

Animal Shelter

<b>Building</b>		
<b>7 - 1</b>	<b>Hazard</b>	Category: 2
<b>Remove overhanging or protruding objects</b>		<b>\$250</b>
Notes: Hose protrudes 11" from the wall at 40" AFF and hand sanitizer protrudes 5" at 58" AFF (4" max between 27" and 80" AFF).		
CBC: 11B-204.1, 11B-307.2		
Other: ADA 204.1, ADA 307.2		
<b>7 - 2</b>	<b>Hazard</b>	Category: 2
<b>Remove overhanging or protruding objects</b>		<b>\$250</b>
Notes: Hose protrudes 11" from the wall at 40" AFF and hand sanitizer protrudes 5" at 58" AFF (4" max between 27" and 80" AFF).		
CBC: 11B-204.1, 11B-307.2		
Other: ADA 204.1, ADA 307.2		
<b>7 - 3</b>	<b>Hazard</b>	Category: 2
<b>Remove overhanging or protruding objects</b>		<b>\$125</b>
Notes: The cat wall protrudes 13 inches from the wall at 27-1/2 inches AFF (4" max. between 27" and 80" AFF).		
CBC: 11B-204.1, 11B-307.2		
Other: ADA 204.1, ADA 307.2		
<b>8 - 1</b>	<b>Door/Gate</b>	Category: 1
<b>Increase maneuvering space</b>		<b>\$1,000</b>
Notes: Moveable bench obstructs clear floor space at automatic door push button (30" by 48" min). Slope of the clear floor space at exterior push button is 3.3% (2.0% max).		
CBC: 11B-404.3.5		
Other: -		
<b>Attach loose mat to the floor surface</b>		<b>\$125</b>
Notes: Door mat is not securely attached to floor surface.		
CBC: 11B-302.2		
Other: ADA 302.2		
<b>Install or modify sign</b>		<b>\$250</b>
Notes: A tactile and braille EXIT sign is not provided.		
CBC: 1011.4		
Other: ADA 216.4.1, ADA 703.4.1		
<b>Adjust door closer</b>		<b>\$125</b>
Notes: Door opening force is 10 lbs (5 lbs max).		
CBC: 11B-404.2.9		
Other: ADA 404.2.9		

**Rohnert Park**  
Animal Shelter

<b>Building</b>	
<b>8 - 2</b>	<b>Door/Gate</b> <span style="float: right;">Category: 1</span>
<b>Attach loose mat to the floor surface</b>	<b>\$125</b>
Notes: Door mat is not securely attached to floor surface.	
CBC: 11B-302.2	
Other: ADA 302.2	
<b>Install or modify sign</b>	<b>\$250</b>
Notes: A tactile and braille EXIT sign is not provided.	
CBC: 1011.4	
Other: ADA 216.4.1, ADA 703.4.1	
<b>Adjust door closer</b>	<b>\$125</b>
Notes: Door closer sweep time is 3 seconds and door opening force is 10 lbs (5 seconds min closing time from 90 degrees open to 12 degrees and 5 lbs max for door opening force).	
CBC: 11B-404.2.8.1, 11B-404.2.9	
Other: ADA 404.2.8.1, ADA 404.2.9	
<b>8 - 3</b>	<b>Door/Gate</b> <span style="float: right;">Category: 2</span>
<b>Adjust door closer</b>	<b>\$125</b>
Notes: Door closer sweep time is 3-1/2 seconds and door opening force is 10 lbs (5 seconds min closing time from 90 degrees open to 12 degrees and 5 lbs max for door opening force).	
CBC: 11B-404.2.8.1, 11B-404.2.9	
Other: ADA 404.2.8.1, ADA 404.2.9	
<b>Provide or modify door kick plate</b>	<b>\$225</b>
Notes: A smooth and uninterrupted kick plate surface is not provided. A doorstop is located in the 10" space above the finished floor.	
CBC: 11B-404.2.10	
Other: ADA 404.2.10	
<b>Provide strike edge clearance</b>	<b>\$2,500</b>
Notes: Strike-edge clearance on the pull side of the door is 17-1/4" (18" min).	
CBC: 11B-404.2.4.1	
Other: ADA 404.2.4.1	
<b>Install or modify sign</b>	<b>\$250</b>
Notes: A tactile and braille EXIT route sign is not provided.	
CBC: 1011.4	
Other: ADA 216.4.1	

**Rohnert Park**  
Animal Shelter

<b>Building</b>	
<b>8 - 4</b>	<b>Door/Gate</b> <span style="float: right;">Category: 2</span>
<b>Adjust door closer</b>	<b>\$125</b>
Notes: Door closer sweep time is 4 seconds and door opening force is 15 lbs (5 seconds min closing time from 90 degrees open to 12 degrees and 5 lbs max for door opening force).	
CBC: 11B-404.2.8.1, 11B-404.2.9	
Other: ADA 404.2.8.1, ADA 404.2.9	
<b>Provide or modify door kick plate</b>	<b>\$225</b>
Notes: A smooth and uninterrupted kick plate surface is not provided. A doorstop is located in the 10" space above the finished floor.	
CBC: 11B-404.2.10	
Other: ADA 404.2.10	
<b>8 - 5</b>	<b>Door/Gate</b> <span style="float: right;">Category: 2</span>
<b>Adjust door closer</b>	<b>\$125</b>
Notes: Door opening force is 10 lbs (5 lbs max).	
CBC: 11B-404.2.9	
Other: ADA 404.2.9	
<b>Provide or modify door kick plate</b>	<b>\$225</b>
Notes: A smooth and uninterrupted kick plate surface is not provided. A doorstop is located in the 10" space above the finished floor.	
CBC: 11B-404.2.10	
Other: ADA 404.2.10	
<b>Install or modify sign</b>	<b>\$250</b>
Notes: A tactile and braille room sign is not provided alongside permanent visual sign.	
CBC: 11B-216.2	
Other: ADA 216.2	



**Rohnert Park**  
Animal Shelter

<b>Building</b>	
<b>8 - 6</b>	<b>Door/Gate</b> <span style="float: right;">Category: 2</span>
<b>Install or modify sign</b>	<b>\$250</b>
Notes: A tactile and braille room sign is not provided alongside permanent visual sign.	
CBC: 11B-216.2	
Other: ADA 216.2	
<b>Provide or modify door kick plate</b>	<b>\$225</b>
Notes: A smooth and uninterrupted kick plate surface is not provided. A doorstop is located in the 10" space above the finished floor.	
CBC: 11B-404.2.10	
Other: ADA 404.2.10	
<b>Adjust door closer</b>	<b>\$125</b>
Notes: Door closer sweep time is 4 seconds and door opening force is 8 lbs (5 seconds min closing time from 90 degrees open to 12 degrees and 5 lbs max for door opening force).	
CBC: 11B-404.2.8.1, 11B-404.2.9	
Other: ADA 404.2.8.1, ADA 404.2.9	
<b>8 - 7</b>	<b>Door/Gate</b> <span style="float: right;">Category: 1</span>
<b>Install or modify sign</b>	<b>\$250</b>
Notes: A tactile and braille EXIT sign is not provided.	
CBC: 1011.4	
Other: ADA 216.4.1, ADA 703.4.1	
<b>Provide strike edge clearance</b>	<b>\$2,500</b>
Notes: Push side strike-edge clearance is 6 inches (12 inches min).	
CBC: 11B-404.2.4.1	
Other: ADA 404.2.4.1	
<b>Attach loose mat to the floor surface</b>	<b>\$125</b>
Notes: Door mat is not securely attached to floor surface.	
CBC: 11B-302.2	
Other: ADA 302.2	
<b>Regrade surface</b>	<b>\$2,500</b>
Notes: Slope on the exterior side of the door is 2.2% (2.0% max).	
CBC: 11B-404.2.4.4	
Other: ADA 404.2.4.4	

**Rohnert Park**

Animal Shelter

<b>Building</b>		
<b>8 - 8</b>	<b>Door/Gate</b>	Category: 2
<b>Provide or modify door kick plate</b>		<b>\$225</b>
Notes: A smooth and uninterrupted kick plate surface is not provided. A doorstop is located in the 10" space above the finished floor.		
CBC: 11B-404.2.10		
Other: ADA 404.2.10		
<b>Adjust door closer</b>		<b>\$125</b>
Notes: Door closer sweep time is 4 seconds (5 seconds min closing time from 90 degrees open to 12 degrees).		
CBC: 11B-404.2.8.1		
Other: ADA 404.2.8.1		
<b>8 - 9</b>	<b>Door/Gate</b>	Category: 2
<b>Install or modify sign</b>		<b>\$250</b>
Notes: A tactile and braille EXIT sign is not provided.		
CBC: 1011.4		
Other: ADA 216.4.1, ADA 703.4.1		
<b>Adjust door closer</b>		<b>\$125</b>
Notes: Door closer has a sweep time of 3-1/2 seconds and door opening force is 10 lbs (5 seconds min closing time from 90 degrees open to 12 degrees and 5 lbs max for door opening force).		
CBC: 11B-404.2.8.1, 11B-404.2.9		
Other: ADA 404.2.8.1, ADA 404.2.9		
<b>Provide strike edge clearance</b>		<b>\$2,500</b>
Notes: Strike-edge clearance at pull side of door is 17-1/2 inches (18" min).		
CBC: 11B-404.2.4.1		
Other: ADA 404.2.4.1		
<b>8 - 10</b>	<b>Door/Gate</b>	Category: 2
<b>Provide or modify door kick plate</b>		<b>\$225</b>
Notes: A smooth and uninterrupted kick plate surface is not provided. A doorstop is located in the 10" space above the finished floor.		
CBC: 11B-404.2.10		
Other: ADA 404.2.10		
<b>Install or modify sign</b>		<b>\$250</b>
Notes: A tactile and braille permanent room sign is not provided.		
CBC: 11B-216.2		
Other: ADA 216.2		

## Rohnert Park

Animal Shelter

<b>Building</b>	
<b>8 - 11</b>	<b>Door/Gate</b> <span style="float: right;">Category: 2</span>
<b>Provide or modify door kick plate</b>	<b>\$225</b>
Notes: A smooth and uninterrupted kick plate surface is not provided. A doorstop is located in the 10" space above the finished floor.	
CBC: 11B-404.2.10 Other: ADA 404.2.10	
<b>Install or modify sign</b>	<b>\$250</b>
Notes: A tactile and braille permanent room sign is not provided.	
CBC: 11B-216.2 Other: ADA 216.2	
<b>8 - 12</b>	<b>Door/Gate</b> <span style="float: right;">Category: 2</span>
<b>Provide or modify door kick plate</b>	<b>\$225</b>
Notes: A smooth and uninterrupted kick plate surface is not provided. A doorstop is located in the 10" space above the finished floor.	
CBC: 11B-404.2.10 Other: ADA 404.2.10	
<b>Install or modify sign</b>	<b>\$250</b>
Notes: A tactile and braille room sign is not provided alongside permanent visual sign.	
CBC: 11B-216.2 Other: ADA 216.2	
<b>Adjust door closer</b>	<b>\$125</b>
Notes: Door closer sweep time is 3-1/2 seconds and door opening force is 10 lbs (5 seconds min closing time from 90 degrees open to 12 degrees and 5 lbs max for door opening force).	
CBC: 11B-404.2.8.1, 11B-404.2.9 Other: ADA 404.2.8.1, ADA 404.2.9	

## Rohnert Park

Animal Shelter

<b>Building</b>	
<b>8 - 13</b>	<b>Door/Gate</b> <span style="float: right;">Category: 2</span>
<b>Adjust door closer</b>	<b>\$125</b>
Notes: Door closer sweep time is 3 seconds and door opening force is 11 lbs (5 seconds min closing time from 90 degrees open to 12 degrees and 5 lbs max for door opening force).	
CBC: 11B-404.2.8.1, 11B-404.2.9	
Other: ADA 404.2.8.1, ADA 404.2.9	
<b>Provide strike edge clearance</b>	<b>\$2,500</b>
Notes: Strike-edge clearance on the pull side of the door is 13-1/2 inches (18" min).	
CBC: 11B-404.2.4.1	
Other: ADA 404.2.4.1	
<b>Provide or modify door kick plate</b>	<b>\$225</b>
Notes: A smooth and uninterrupted kick plate surface is not provided. A doorstop is located in the 10" space above the finished floor.	
CBC: 11B-404.2.10	
Other: ADA 404.2.10	
<b>Install or modify sign</b>	<b>\$250</b>
Notes: A tactile and braille room sign is not provided alongside permanent visual sign.	
CBC: 11B-216.2	
Other: ADA 216.2	
<b>8 - 14</b>	<b>Door/Gate</b> <span style="float: right;">Category: 2</span>
<b>Install or modify sign</b>	<b>\$250</b>
Notes: A tactile and braille room sign is not provided alongside permanent visual sign.	
CBC: 11B-216.2	
Other: ADA 216.2	
<b>Provide or modify door kick plate</b>	<b>\$225</b>
Notes: A smooth and uninterrupted kick plate surface is not provided. A doorstop is located in the 10" space above the finished floor.	
CBC: 11B-404.2.10	
Other: ADA 404.2.10	
<b>Provide strike edge clearance</b>	<b>\$2,500</b>
Notes: Strike-edge clearance on pull side of door is 12-3/4 inches from cage (18" min).	
CBC: 11B-404.2.4.1	
Other: ADA 404.2.4.1	

**Rohnert Park**  
Animal Shelter

<b>Building</b>		
<b>8 - 15</b>	<b>Door/Gate</b>	<b>Category: 2</b>
<b>Adjust door closer</b>		<b>\$125</b>
Notes: Door opening force is 10 lbs (5 lbs max).		
CBC: 11B-404.2.9		
Other: ADA 404.2.9		
<b>Enlarge door opening</b>		<b>\$0</b>
Notes: Door does not open to 90 degrees.		
CBC: 11B-404.2.3		
Other: ADA 404.2.3		
<b>Provide or modify door kick plate</b>		<b>\$225</b>
Notes: A smooth and uninterrupted kick plate surface is not provided. A doorstop is located in the 10" space above the finished floor.		
CBC: 11B-404.2.10		
Other: ADA 404.2.10		
<b>Install or modify sign</b>		<b>\$250</b>
Notes: A tactile and braille room sign is not provided alongside permanent visual sign.		
CBC: 11B-216.2		
Other: ADA 216.2		
<b>8 - 16</b>	<b>Door/Gate</b>	<b>Category: 2</b>
<b>Provide or modify door kick plate</b>		<b>\$225</b>
Notes: A smooth and uninterrupted kick plate surface is not provided. A doorstop is located in the 10" space above the finished floor.		
CBC: 11B-404.2.10		
Other: ADA 404.2.10		
<b>9 - 1</b>	<b>Sign</b>	<b>Category: 2</b>
<b>Install or modify permanent room sign</b>		<b>\$750</b>
Notes: Tactile and braille signs are not provided for the "Dog" or "Lobby" directional signs.		
CBC: 11B-216.2		
Other: ADA 216.2		
<b>16 - 1</b>	<b>Built-in Elements</b>	<b>Category: 2</b>
<b>Provide an accessible counter</b>		<b>\$125</b>
Notes: Two low transaction stations are 28" wide due to computers (36" min).		
CBC: 11B-904.4		
Other: -		

## Rohnert Park

Animal Shelter

<b>Building</b>	
<b>17 - 1</b>	<b>Corridor / Aisle</b> <span style="float: right;">Category: 2</span>
<b>Widen corridor</b>	\$0
Notes: Corridor is 36 inches wide due to moveable furniture (44" min).	
CBC: 11B-403.5.1	
Other: ADA 403.5.1	
<b>17 - 2</b>	<b>Corridor / Aisle</b> <span style="float: right;">Category: 2</span>
<b>Widen corridor</b>	\$0
Notes: Corridor is 38-3/4 inches wide due to moveable furniture (44" min).	
CBC: 11B-403.5.1	
Other: ADA 403.5.1	
<b>Install or modify EXIT signs</b>	\$250
Notes: The exit passageway is not identified by a tactile and braille exit route sign.	
CBC: 11B-216.4.1	
Other: ADA 216.4.1	
<b>18 - 1</b>	<b>Room</b> <span style="float: right;">Category: 2</span>
<b>Provide clear floor or turning space</b>	\$1,000
Notes: A 60" min diameter turning space unobstructed from the floor to a height of 27" min is not provided.	
CBC: 11B-304.3	
Other: ADA 304.3, ADA 304.3.2, ADA 306.3.1	
<b>Reposition controls and outlets</b>	\$200
Notes: Hand sanitizer is 53-1/4" AFF (48" max).	
CBC: 11B-308.3.1, 11B-308.3.2	
Other: ADA 308.3.1, ADA 308.3.2	
<b>18 - 2</b>	<b>Room</b> <span style="float: right;">Category: 2</span>
<b>Provide clear floor or turning space</b>	\$1,000
Notes: A 60" min diameter turning space unobstructed from the floor to a height of 27" min is not provided.	
CBC: 11B-304.3	
Other: ADA 304.3, ADA 304.3.2, ADA 306.3.1	
<b>Reposition controls and outlets</b>	\$200
Notes: Hand sanitizer is 53-1/4" AFF (48" max).	
CBC: 11B-308.3.1, 11B-308.3.2	
Other: ADA 308.3.1, ADA 308.3.2	

**Rohnert Park**

Animal Shelter

<b>Building</b>	
<b>18 - 3</b>	<b>Room</b> <span style="float: right;">Category: 2</span>
<b>Provide clear floor or turning space</b>	<b>\$1,000</b>
Notes: A 54-1/4 inch diameter turning space is provided (60" min diameter turning space unobstructed from the floor to a height of 27" min required).	
CBC: 11B-304.3	
Other: ADA 304.3, ADA 304.3.2, ADA 306.3.1	
<b>Reposition controls and outlets</b>	<b>\$200</b>
Notes: Hand sanitizer is 53-1/2" AFF (48" max).	
CBC: 11B-308.3.1, 11B-308.3.2	
Other: ADA 308.3.1, ADA 308.3.2	
<b>18 - 4</b>	<b>Room</b> <span style="float: right;">Category: 2</span>
<b>Provide clear floor or turning space</b>	<b>\$1,000</b>
Notes: A 52-1/4 inch diameter turning space is provided (60" min diameter turning space unobstructed from the floor to a height of 27" min required).	
CBC: 11B-304.3	
Other: ADA 304.3, ADA 304.3.2, ADA 306.3.1	
<b>18 - 5</b>	<b>Room</b> <span style="float: right;">Category: 2</span>
<b>Provide clear floor or turning space</b>	<b>\$1,000</b>
Notes: The aisle space between cages is 49-3/8 inches wide (60" min diameter turning space unobstructed from the floor to a height of 27" min required).	
CBC: 11B-304.3	
Other: ADA 304.3, ADA 304.3.2, ADA 306.3.1	
<b>18 - 6</b>	<b>Room</b> <span style="float: right;">Category: 2 or 4</span>
<b>Provide accessible counter and/or sink</b>	<b>\$3,000</b>
Notes: The height of the counter is 36-1/2 inches (34" max).	
CBC: 11B-606.3, 11B-606.7, 11B-804.4	
Other: ADA 606.3	

Building	
20 - 1	Single User Restroom
Category: 2	
<b>Install restroom sign</b>	<b>\$500</b>
<p>Notes: The state restroom sign (all gender - triangle on circle) is not raised 1/4 inch min. and is centered 65-1/2" AFF (58" min to 60" max). One federal tactile and braille restroom sign is provided between this restroom (20-1) and restroom 20-2. An additional federal sign is required for this restroom, 20-1, and must be mounted on the latch side of the door for this restroom.</p> <p>CBC: 11B-216.8, 11B-703.7.2.6 Other: ADA 703</p>	
<b>Provide clear floor or turning space</b>	<b>\$0</b>
<p>Notes: The turning space is restricted to 54 inches due to moveable furniture (60" min diameter turning space unobstructed from the floor to a height of 27" min).</p> <p>CBC: 11B-603.2.1, 11B-604.3.2 Other: ADA 304.3.1, ADA 306.3.1, ADA 603.2.1</p>	
<b>Replace or reposition dispenser</b>	<b>\$125</b>
<p>Notes: A 30" by 48" clear floor space in front of seat cover dispenser is not provided. Centerline of the toilet paper roll dispenser is 14" in front of the water closet (7" min to 9" max).</p> <p>CBC: 11B-305.3, 11B-603.5, 11B-604.7 Other: ADA 305.3, ADA 604.7</p>	
<b>Reposition clothing hooks</b>	<b>\$125</b>
<p>Notes: Coat hook is 67" AFF (48" max).</p> <p>CBC: 11B-603.4 Other: ADA 308.1</p>	
<b>Replace or reposition mirror</b>	<b>\$150</b>
<p>Notes: Bottom of the mirror's reflecting surface is 40-1/2" AFF (40" max).</p> <p>CBC: 11B-603.3 Other: ADA 603.3</p>	
<b>Modify lavatory or counter clearances</b>	<b>\$1,500</b>
<p>Notes: Clear space beneath the lavatory is 28-3/4" high at front apron (29" min). Knee space is 25-1/2" AFF measured 8" from front edge of the lavatory (27" min).</p> <p>CBC: 11B-306.3.1, 11B-306.3.3 Other: ADA 306.3.1, ADA 306.3.3</p>	
<b>Replace or modify grab bars</b>	<b>\$300</b>
<p>Notes: The rear grab bar is centered at the water closet at 15 inches (36" long min, extends 12" and 24" min from centerline of water closet). Side grab bar starts 12-3/4" from the rear wall (12" max).</p> <p>CBC: 11B-604.5.1, 11B-604.5.2 Other: ADA 604.5.1, ADA 604.5.2</p>	



**Rohnert Park**  
Animal Shelter

<b>Building</b>	
<b>20 - 1</b>	<b>Single User Restroom</b> <span style="float: right;">Category: 2</span>
<b>Increase water closet clear width or depth</b>	<b>\$500</b>
Notes: The clear floor space in front of the water closet is 50-1/4 inches (60 inches wide and 48 inches deep min. maneuvering space required).	
CBC: 11B-604.3.1	
Other: -	

**Rohnert Park**  
Animal Shelter

<b>Building</b>	
<b>20 - 2</b>	<b>Single User Restroom</b> <span style="float: right;">Category: 2</span>
<b>Install restroom sign</b>	<b>\$250</b>
Notes: The state restroom sign (all gender - triangle on circle) is not raised 1/4 inch min. and is centered 63-1/2" AFF (58" min to 60" max).	
CBC: 11B-216.8, 11B-703.7.2.6	
Other: -	
<b>Reposition toilet flush controls</b>	<b>\$750</b>
Notes: Flush control is not located on the wide side of fixture.	
CBC: 11B-604.6	
Other: ADA 604.6	
<b>Replace or modify grab bars</b>	<b>\$300</b>
Notes: Rear grab bar extends from the centerline of the water closet 16 inches (36" long min, extends 12" and 24" min from centerline of water closet).	
CBC: 11B-604.5.2	
Other: ADA 604.5.2	
<b>Replace or reposition fixtures</b>	<b>\$1,250</b>
Notes: The water closet centerline is 18-3/4 inches from the wall (17" min to 18" max).	
CBC: 11B-604.2	
Other: ADA 604.2	
<b>Reposition clothing hooks</b>	<b>\$125</b>
Notes: Coat hook is 70" AFF (48" max).	
CBC: 11B-603.4	
Other: ADA 308.1	
<b>Replace or reposition mirror</b>	<b>\$150</b>
Notes: Bottom of the mirror's reflecting surface is 40-1/2" AFF (40" max).	
CBC: 11B-603.3	
Other: ADA 603.3	
<b>Replace or reposition dispenser</b>	<b>\$125</b>
Notes: Centerline of the toilet paper roll dispenser is 12" in front of the water closet (7" min to 9" max).	
CBC: 11B-604.7	
Other: ADA 604.7	
<b>Modify lavatory or counter clearances</b>	<b>\$1,500</b>
Notes: Clear space beneath the lavatory sink is 28-1/2 inches high at front apron (29 inches min.) Knee space is 25-1/2" AFF measured 8" from front edge of the lavatory (27" min).	
CBC: 11B-306.3.1, 11B-306.3.3	
Other: ADA 306.3.1, ADA 306.3.3	

**Rohnert Park**  
Animal Shelter

<b>Building</b>	
<b>20 - 2</b>	<b>Single User Restroom</b> <span style="float: right;">Category: 2</span>
<b>Increase water closet clear width or depth</b>	<b>\$500</b>
Notes: The clear floor space in front of the water closet is 51 inches (60 inches wide and 48 inches deep min. maneuvering space required).	
CBC: 11B-604.3.1	
Other: -	

Building	
20 - 3	Single User Restroom
Category: 2	
<b>Install restroom sign</b>	<b>\$500</b>
Notes: The state restroom sign (all gender - triangle on circle) is not raised 1/4 inch min. and is centered 64-1/2" AFF (58" min to 60" max). A federal tactile and braille restroom sign is not provided (required federal sign is to be mounted on the latch side of the door).	
CBC: 11B-216.8, 11B-703.7.2.6	
Other: ADA 703	
<b>Provide clear floor or turning space</b>	<b>\$0</b>
Notes: The turning space is restricted due to moveable furniture (60" min diameter turning space unobstructed from the floor to a height of 27" min).	
CBC: 11B-603.2.1, 11B-604.3.2	
Other: ADA 304.3.1, ADA 306.3.1, ADA 603.2.1	
<b>Replace or reposition dispenser</b>	<b>\$250</b>
Notes: A 30" by 48" clear floor space in front of seat cover dispenser is not provided. Centerline of the toilet paper roll dispenser is 12 inches in front of the water closet (7" min to 9" max).	
CBC: 11B-305.3, 11B-603.5, 11B-604.7	
Other: ADA 305.3, ADA 604.7	
<b>Replace or reposition fixtures</b>	<b>\$1,250</b>
Notes: The water closet centerline is 21" from the wall (17" min to 18" max).	
CBC: 11B-604.2	
Other: ADA 604.2	
<b>Reposition toilet flush controls</b>	<b>\$750</b>
Notes: Flush control is not located on the wide side of fixture.	
CBC: 11B-604.6	
Other: ADA 604.6	
<b>Reposition clothing hooks</b>	<b>\$125</b>
Notes: Coat hook is 69-1/4" AFF (48" max).	
CBC: 11B-603.4	
Other: ADA 308.1	
<b>Replace or modify grab bars</b>	<b>\$300</b>
Notes: Rear grab bar extends from the centerline of the water closet 18-1/2" (36" long min, extends 12" and 24" min from centerline of water closet).	
CBC: 11B-604.5.2	
Other: ADA 604.5.2	

**Rohnert Park**  
Animal Shelter

<b>Building</b>		
<b>20 - 3</b>	<b>Single User Restroom</b>	Category: 2
<b>Replace or reposition mirror</b>		\$150
Notes: Bottom of the mirror's reflecting surface is 40-3/4" AFF (40" max).		
CBC: 11B-603.3		
Other: ADA 603.3		
<b>Modify lavatory or counter clearances</b>		\$1,500
Notes: Clear space beneath the lavatory is 28-1/4" high at front apron (29" min). Knee space is 25-1/2" AFF measured 8" from front edge of the lavatory (27" min).		
CBC: 11B-306.3.1, 11B-306.3.3		
Other: ADA 306.3.1, ADA 306.3.3		
<b>Increase water closet clear width or depth</b>		\$500
Notes: The clear floor space in front of the water closet is 55 inches (60 inches wide and 48 inches deep min. maneuvering space required).		
CBC: 11B-604.3.1		
Other: -		
<b>35 - 1</b>	<b>Other</b>	Category: 3
<b>Reposition controls</b>		\$200
Notes: Hand sanitizer is 58" AFF (15" min to 48" max).		
CBC: 11B-308.3.1, 11B-308.3.2		
Other: ADA 308.3.1, ADA 308.3.2		
<b>35 - 2</b>	<b>Other</b>	Category: 3
<b>Reposition controls</b>		\$200
Notes: Hand sanitizer is 58" AFF (15" min to 48" max).		
CBC: 11B-308.3.1, 11B-308.3.2		
Other: ADA 308.3.1, ADA 308.3.2		

## Rohnert Park

### Animal Shelter

<b>Exterior</b>	
<b>1 - 1</b>	<b>Parking Area</b> <span style="float: right;">Category: 1</span>
<b>Install reserved parking sign</b>	<b>\$375</b>
Notes: An additional sign or language stating "Minimum Fine \$250" is not provided. Contact information is not provided on tow-away warning sign.	
CBC: 11B-502.6.2, 11B-502.8, 11B-502.8.1, 11B-502.8.2	
Other: -	
<b>Provide a pavement stencil</b>	<b>\$210</b>
Notes: The ISA is faded and needs maintenance.	
CBC: 11B-502.6.4.1, 11B-502.6.4.2	
Other: -	
<b>Provide or modify accessible access aisles</b>	<b>\$210</b>
Notes: Access aisle does not have a blue border. Van access aisle width is 94 inches (96 inches min).	
CBC: 11B-502.2, 11B-502.3.1, 11B-502.3.3	
Other: ADA 502.3.1	
<b>Provide adequate striping</b>	<b>\$100</b>
Notes: The words "No Parking" in the access aisle are faded and need maintenance.	
CBC: 11B-502.3.3	
Other: -	
<b>Regrade accessible parking space or access aisle</b>	<b>\$1,600</b>
Notes: Slope of access aisle is greater than 3.8% (2.0% max).	
CBC: 11B-502.4	
Other: ADA 502.4	
<b>Provide or modify accessible spaces</b>	<b>\$2,945</b>
Notes: An adequate number of accessible parking spaces is not provided. One space is provided for a lot of 31 spaces (2 min for 26 to 50 spaces).	
CBC: 11B-208.2	
Other: ADA 208.2	
<b>3 - 1</b>	<b>Curb Ramp</b> <span style="float: right;">Category: 1</span>
<b>Provide detectable warnings</b>	<b>\$1,000</b>
Notes: Detectable warnings are not provided.	
CBC: 11B-247.1.2.2, 11B-705.1.2.2	
Other: -	
<b>Install, replace or modify curb ramp</b>	<b>\$4,000</b>
Notes: Curb ramp has a running slope of up to 8.6% (8.33% max). Flared sides have slopes 14.2% and 14.7%. (10% max.)	
CBC: 11B-406.2.1, 11B-406.2.2	
Other: ADA 405.2, ADA 406.1, ADA 406.3	

## Rohnert Park

### Animal Shelter

<b>Exterior</b>		
<b>4 - 1</b>	<b>Walk</b>	Category: 2
<b>Regrade surface</b>		\$1,200
Notes: Cross slope of concrete path is up to 3.6% for 20 linear feet (2.0% max).		
CBC: 11B-403.3		
Other: ADA 403.3		
<b>4 - 2</b>	<b>Walk</b>	Category: 2
<b>Widen walk</b>		\$2,160
Notes: Width of walk is 47-1/2 inches wide for up to 36 linear feet (48" min).		
CBC: 11B-403.5.1		
Other: ADA 403.5.1		
<b>8 - 1</b>	<b>Door/Gate</b>	Category: 2
<b>Provide or modify door kick plate</b>		\$450
Notes: A smooth and uninterrupted kick plate surface is not provided on either gate in a series.		
CBC: 11B-404.2.10		
Other: ADA 404.2.10		
<b>35 - 1</b>	<b>Other</b>	Category: 2
<b>Provide an accessible path of travel</b>		\$1,260
Notes: There is no accessible route to the public off-leash dog park due to a 5-1/2 inch raised vestibule at the gated entry.		
CBC: 11B-206.2		
Other: ADA 206.2		
<b>Increase or provide maneuvering or clear floor area</b>		\$500
Notes: The clear floor space at the interior gate does not have a stable, slip-resistant surface (30 by 48 inches min. required at operable parts of features).		
CBC: 11B-305.5		
Other: ADA 305.3, ADA 305.5		

# Benicia Pool





# Rohnert Park

## Benicia Pool

<b>Building</b>	
<b>1 - 1</b>	<b>Parking Area</b> <span style="float: right;">Category: 1</span>
<b>Provide adequate striping</b>	<b>\$100</b>
Notes: Accessible parking space is 15 feet long to the wheelstop (18 feet total length required).	
CBC: 11B-502.2	
Other: ADA 502.2	
<b>Provide a pavement stencil</b>	<b>\$210</b>
Notes: The ISA has faded and needs maintenance.	
CBC: 11B-502.6.4.1, 11B-502.6.4.2	
Other: -	
<b>Install reserved parking sign</b>	<b>\$375</b>
Notes: Contact information is not provided on tow-away warning sign.	
CBC: 11B-502.8, 11B-502.8.1, 11B-502.8.2	
Other: -	
<b>8 - 1</b>	<b>Door/Gate</b> <span style="float: right;">Category: 2</span>
<b>Adjust door closer</b>	<b>\$125</b>
Notes: Door opening force is 20 lbs due to initial stick (5 lbs max for exterior door).	
CBC: 11B-404.2.9	
Other: ADA 404.2.9	
<b>8 - 2</b>	<b>Door/Gate</b> <span style="float: right;">Category: 1</span>
<b>Adjust door closer</b>	<b>\$125</b>
Notes: Gate has 2 leaves. Gate opening force of one leaf is 8 lbs and the other is 8-1/2 lbs (5 lbs max for exterior door).	
CBC: 11B-404.2.9	
Other: ADA 404.2.9	
<b>Replace door hardware</b>	<b>\$850</b>
Notes: The gate hardware opening force for each leaf is 15 lbs (5 lbs max for exterior door).	
CBC: 11B-309.4, 11B-404.2.7	
Other: ADA 309.4	
<b>8 - 3</b>	<b>Door/Gate</b> <span style="float: right;">Category: 2</span>
<b>Increase maneuvering space</b>	<b>\$0</b>
Notes: Latch-side approach: maneuvering clearance at door to CMU wall is 48-1/2 inches (60 inches min). Maneuvering clearance at push side of door is 22 inches to lavatory and route to the push side is reduced to 28-1/2 inches between fixed bench and lavatory (48 min).	
CBC: 11B-404.2.4.1	
Other: ADA 404.2.4.1	

**Rohnert Park**

Benicia Pool

<b>Building</b>		
<b>8 - 4</b>	<b>Door/Gate</b>	Category: 2
<b>Increase maneuvering space</b>		\$1,000
Notes: Route to push side of door is reduced to 31 inches between door frame and lavatory (48 inches min).		
CBC: 11B-404.2.4.1		
Other: ADA 404.2.4.1		
<b>Regrade surface</b>		\$5,000
Notes: Slope at door exterior is 4.2% and 2.8% at the interior (2.0% max).		
CBC: 11B-404.2.4.4		
Other: ADA 404.2.4.4		
<b>10 - 1</b>	<b>Drinking Fountain</b>	Category: 3
<b>Adjust the water stream height or direction</b>		\$125
Notes: The flow of the water at the standing person fountain is 0 inches high (4" high min).		
CBC: 11B-602.6		
Other: ADA 602.6		
<b>16 - 1</b>	<b>Built-in Elements</b>	Category: 2
<b>Provide an accessible counter</b>		\$1,500
Notes: The service counter is 40-1/4 inches above the floor surface (34 inches max).		
CBC: 11B-904.4		
Other: ADA 904.4.1		

**Rohnert Park**

Benicia Pool

<b>Building</b>	
<b>19 - 1</b>	<b>Multiple User Restroom</b> <span style="float: right;">Category: 2</span>
<b>Modify stall partitions</b>	<b>\$500</b>
Notes: No accessible compartment is provided in multi-user restroom with 3 compartments.	
CBC: 11B-213.3.1	
Other: ADA 213.2	
<b>Insulate water lines</b>	<b>\$125</b>
Notes: Pipes under lavatory are not insulated.	
CBC: 11B-606.5	
Other: ADA 606.5	
<b>Reposition clothing hooks</b>	<b>\$125</b>
Notes: Coat hook is 64-1/2 inches AFF (48" max).	
CBC: 11B-603.4	
Other: ADA 308.1	
<b>Remove overhanging or protruding objects</b>	<b>\$125</b>
Notes: The paper towel dispenser protrudes 9-1/2 inches from the wall at 42-1/2 inches AFF (objects may protrude no more than 4" where the lower edge is between 27" and 80" AFF).	
CBC: 11B-307.2	
Other: ADA 307.2	
<b>Modify lavatory or counter clearances</b>	<b>\$1,500</b>
Notes: Clear space beneath the lavatory is 27 inches at front apron (29" min). Knee space is 25-3/8 inches AFF at 8 inches deep in front of the lavatory (27 inches).	
CBC: 11B-306.3.1, 11B-306.3.3	
Other: ADA 306.3.1, ADA 306.3.3	
<b>Install restroom sign</b>	<b>\$250</b>
Notes: The federal restroom sign is not located at latch side of door. Tactile and braille information is provided on door mounted state sign.	
CBC: 11B-216.8	
Other: ADA 216.8, ADA 703, ADA 703.7.2.1	

**Rohnert Park**

Benicia Pool

<b>Building</b>	
<b>19 - 2 Multiple User Restroom</b>	<b>Category: 2</b>
<b>Modify stall partitions</b>	<b>\$500</b>
Notes: No accessible compartment is provided in multi-user restroom with 3 compartments.	
CBC: 11B-213.3.1	
Other: ADA 213.2	
<b>Insulate water lines</b>	<b>\$125</b>
Notes: Pipes under lavatory are not insulated.	
CBC: 11B-606.5	
Other: ADA 606.5	
<b>Reposition clothing hooks</b>	<b>\$125</b>
Notes: Coat hook is 62 inches AFF (48" max).	
CBC: 11B-603.4	
Other: ADA 308.1	
<b>Replace or reposition dispenser</b>	<b>\$125</b>
Notes: Height to operating mechanism of soap dispenser is 40-1/2 inches AFF (40" max).	
CBC: 11B-603.5	
Other: -	
<b>Remove overhanging or protruding objects</b>	<b>\$125</b>
Notes: The paper towel dispenser protrudes 9 inches from the wall at 42-1/2 inches AFF (objects may protrude no more than 4" where the lower edge is between 27" and 80" AFF).	
CBC: 11B-307.2	
Other: ADA 307.2	
<b>Modify lavatory or counter clearances</b>	<b>\$1,500</b>
Notes: Clear space beneath the lavatory is 26-1/2 inches at front apron (29" min). Knee space is 24-3/4 inches AFF at 8 inches deep in front of the lavatory (27 inches).	
CBC: 11B-306.3.1, 11B-306.3.3	
Other: ADA 306.3.1, ADA 306.3.3	

## Rohnert Park

### Benicia Pool

<b>Building</b>	
<b>20 - 1</b>	<b>Single User Restroom</b> <span style="float: right;">Category: 2</span>
<b>Install restroom sign</b>	<b>\$250</b>
Notes: A federal tactile and braille restroom sign is not provided (required federal sign is to be mounted on the latch side of the door).	
CBC: -	
Other: ADA 703	
<b>Replace or reposition dispenser</b>	<b>\$250</b>
Notes: Height to operating mechanism of paper towel dispenser is 42-1/4 inches AFF (40" max). Height to operating mechanism of toilet seat cover dispenser is 49 inches AFF (40" max). A 30" by 48" clear floor space in front of seat cover dispenser is not provided. The seat cover dispenser is located behind the front of the toilet fixture.	
CBC: 11B-305.3, 11B-603.5	
Other: ADA 305.3	
<b>22 - 1</b>	<b>Bathing Facility</b> <span style="float: right;">Category: 2</span>
<b>Replace water controls</b>	<b>\$500</b>
Notes: Showerhead is mounted at 65 inches AFF. A lower showerhead unit mounted at 48 inches max AFF is not provided.	
CBC: 11B-608.1	
Other: -	
<b>Modify an accessible shower seat</b>	<b>\$0</b>
Notes: Clearance from seat to side wall surface is 3-3/8 inches (1-1/2 inches max).	
CBC: 11B-610.3	
Other: ADA 610.3	
<b>Provide an accessible shower seat</b>	<b>\$500</b>
Notes: The edge of the narrow section of the 'L' shaped seat is 14-1/2 inches from the seat attachment wall (15" min to 16" max). The wider portion of the 'L' shaped seat is 21 inches from the seat wall (22" min to 23" max).	
CBC: 11B-610.3.1, 11B-610.3.2	
Other: ADA 610.3.1, ADA 610.3.2	
<b>Increase or provide maneuvering or clear floor area</b>	<b>\$125</b>
Notes: The baby changing station is located at 2 inches from the shower seat and protrudes more than 4 inches into the clear floor space adjoining the shower compartment.	
CBC: 11B-608.2.2.1	
Other: ADA 608.2.2.1	

## Rohnert Park

### Benicia Pool

<b>Building</b>	
<b>22 - 2 Bathing Facility</b>	Category: 2
<b>Provide an accessible shower</b>	\$10,000
Notes: An accessible shower stall is not provided. All shower stalls have a 3-1/2 inch enclosure curb at the entry (1/4 inch max or up to 1/2 inch with beveled slope change in level). Compartment sizes are 36-1/4 x 36-1/4 inches (30 x 60 inches min).	
CBC: 11B-213.3.6, 11B-608.2.3, 11B-608.8 Other: ADA 213.3.6, ADA 608.2.3, ADA 608.8	
<b>22 - 3 Bathing Facility</b>	Category: 2
<b>Provide an accessible shower</b>	\$10,000
Notes: An accessible shower stall is not provided. The group shower area has a 3-1/2 inch enclosure curb at the entry (1/4 inch max or up to 1/2 inch with beveled slope change in level).	
CBC: 11B-213.3.6, 11B-608.2.3, 11B-608.8 Other: ADA 213.3.6, ADA 608.2.3, ADA 608.8	
<b>31 - 1 Swimming Pool / Wading Pools / Spas (int. or ext.)</b>	Category: 2
<b>Install handrail</b>	\$1,500
Notes: Handrail is provided in the middle of the wide stairs only (handrails are required on both sides of the stairs with an additional handrail located between 20 to 24 inches from one side handrail).	
CBC: 11B-1009.6.1, 11B-1009.6.2 Other: ADA 1009.6.1, ADA 1009.6.2	
<b>Raise or lower existing handrail</b>	\$0
Notes: Handrail top surface is mounted at 32 inches above the surface of wide stairs (34 to 38 inches).	
CBC: 11B-1009.6.1 Other: ADA 1009.6.1	
<b>Provide slip-resistant tread</b>	\$0
Notes: Top tread of wide stairs is tile and may not be slip resistant.	
CBC: 11B-1009.6.1 Other: ADA 1009.6.1	
<b>Provide an accessible method for entering the pool</b>	\$5,000
Notes: An accessible lift or ramp is not provided.	
CBC: 11B-242.2 Other: ADA 242.2	

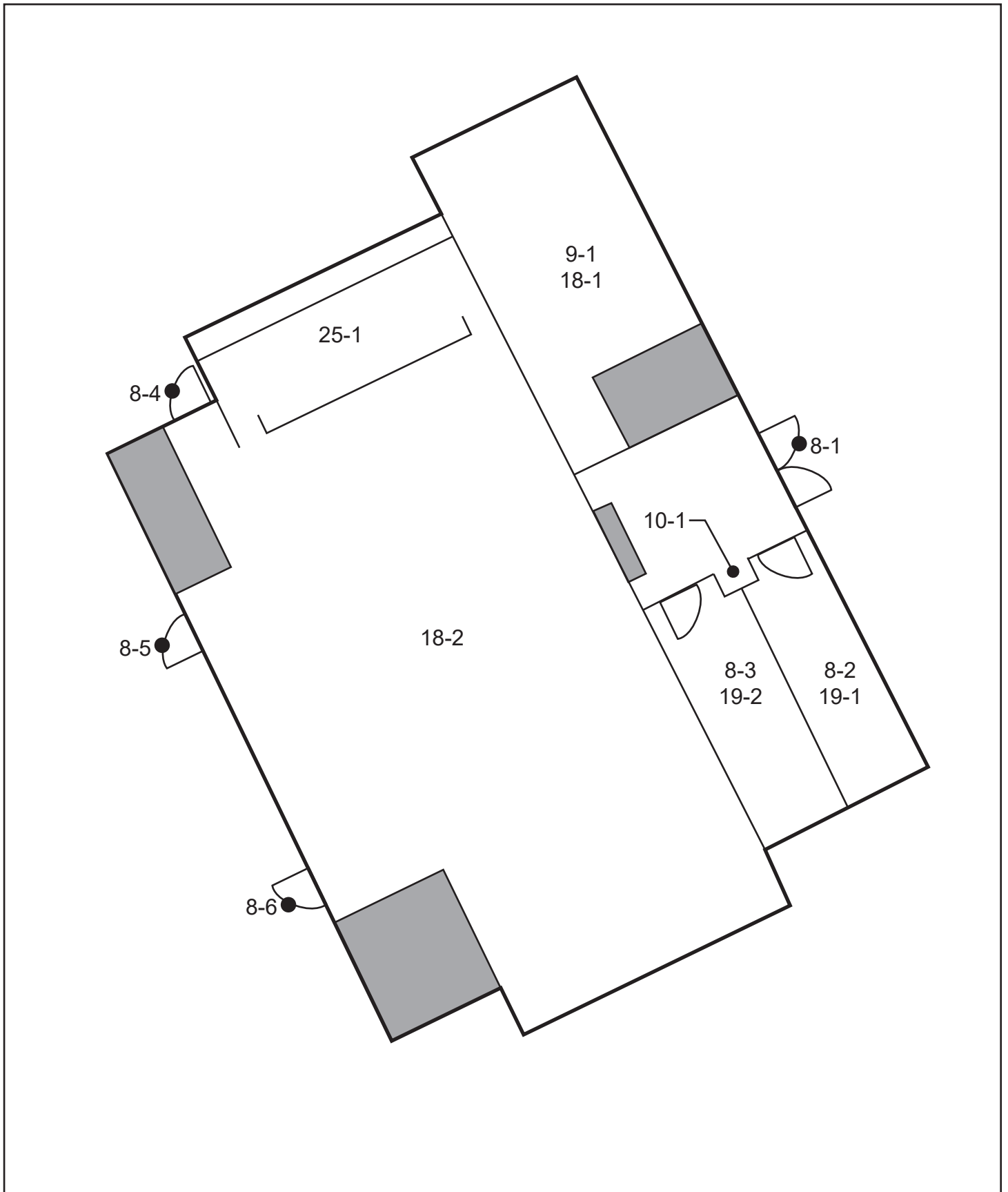
**Rohnert Park**

Benicia Pool

<b>Building</b>	
<b>32 - 1</b>	<b>Picnic Area</b>
	Category: 2
<b>Provide an accessible picnic unit</b>	\$6,400
Notes: No accessible picnic units are provided at the picnic facility with 4 picnic units (20% minimum but not less than two picnic units are required to be accessible). An accessible table has an area 30" min wide for knee space, 27" knee clearance above the ground measured 8" horizontally from the front face of the table, and 9" toe clearance above the ground extending 17" from the front face of the table. An accessible table top also has the dining surface 28" min to 34" max above the ground.	
CBC: -	
Other: ABA F245.2.2	

# Burton Avenue Recreation Center

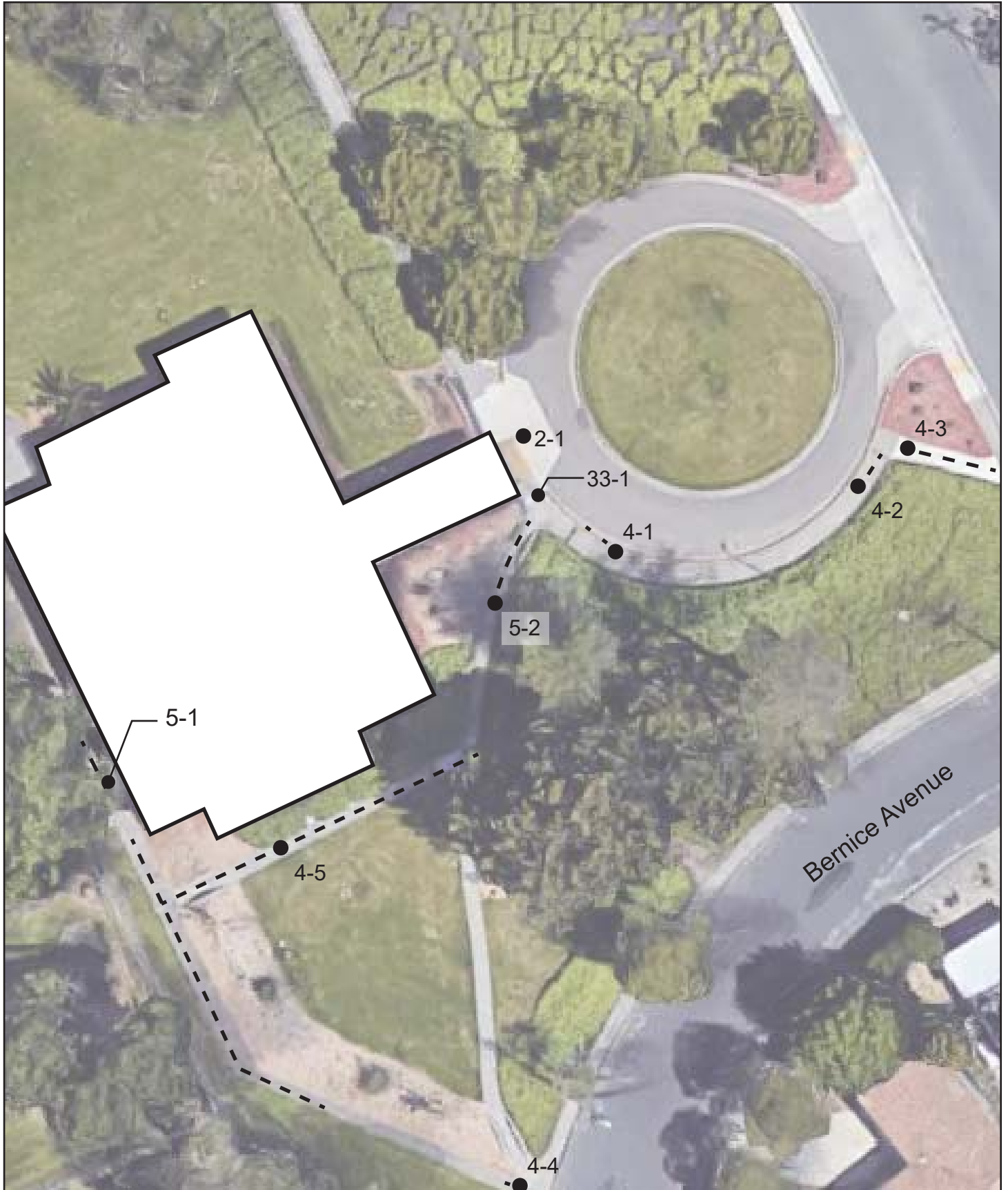
Interior





# Burton Avenue Recreation Center

Exterior



**Rohnert Park**

Burton Avenue Recreation Center

<b>Building</b>		
<b>8 - 1</b>	<b>Door/Gate</b>	<b>Category: 1</b>
<b>Provide or modify door kick plate</b>		<b>\$225</b>
Notes: A smooth and uninterrupted kick plate surface is not provided. A doorstop is located in the 10" space above the finished floor.		
CBC: 11B-404.2.10 Other: ADA 404.2.10		
<b>Adjust door closer</b>		<b>\$125</b>
Notes: Door opening force of one leaf is 11 lbs and door opening force of the other leaf is 10 lbs (5 lbs max for exterior door). Automatic door was not operational from interior push button.		
CBC: 11B-404.2.9, 11B-404.3 Other: ADA 404.2.9, ADA 404.3		
<b>Attach loose mat to the floor surface</b>		<b>\$250</b>
Notes: Door mat is not securely attached to floor surface.		
CBC: 11B-302.2 Other: ADA 302.2		
<b>Replace door hardware</b>		<b>\$850</b>
Notes: Operating force for panic hardware is 10 lbs for each leaf (5 lbs max for exterior door).		
CBC: 11B-309.4, 11B-404.2.7 Other: ADA 309.4		
<b>8 - 2</b>	<b>Door/Gate</b>	<b>Category: 2</b>
<b>Adjust door closer</b>		<b>\$125</b>
Notes: Door closer has a sweep time of 2-1/2 seconds and door opening force is 11 lbs (5 seconds min closing time from 90 degrees open to 12 degrees and 5 lbs max for door opening force).		
CBC: 11B-404.2.8.1, 11B-404.2.9 Other: ADA 404.2.8.1, ADA 404.2.9		
<b>Provide strike edge clearance</b>		<b>\$2,500</b>
Notes: Strike-edge clearance on pull side between door and fixed cupboard is 17-3/4 inches (18 inches min).		
CBC: 11B-404.2.4.1 Other: ADA 404.2.4.1		

**Rohnert Park**

Burton Avenue Recreation Center

<b>Building</b>	
<b>8 - 3</b>	<b>Door/Gate</b> <span style="float: right;">Category: 2</span>
<b>Adjust door closer</b>	<b>\$125</b>
Notes: Door closer has a sweep time of 2 seconds and door opening force is 10 lbs (5 seconds min closing time from 90 degrees open to 12 degrees and 5 lbs max for door opening force).	
CBC: 11B-404.2.8.1, 11B-404.2.9	
Other: ADA 404.2.8.1, ADA 404.2.9	
<b>8 - 4</b>	<b>Door/Gate</b> <span style="float: right;">Category: 1</span>
<b>Regrade surface</b>	<b>\$2,500</b>
Notes: Slope on the pull side of the door is 14.8% for 3 feet (2.0% max).	
CBC: 11B-404.2.4.4	
Other: ADA 404.2.4.4	
<b>Install or modify sign</b>	<b>\$250</b>
Notes: The height of the bottom of the tactile letters on the EXIT sign is 60-1/4 inches (60 inches max).	
CBC: 1011.4	
Other: ADA 216.4.1, ADA 703.4.1	

**Rohnert Park**

Burton Avenue Recreation Center

<b>Building</b>	
<b>8 - 5</b>	<b>Door/Gate</b> <span style="float: right;">Category: 1</span>
<b>Provide or modify door kick plate</b>	<b>\$225</b>
Notes: A smooth and uninterrupted kick plate surface is not provided. A doorstop is located in the 10" space above the finished floor.	
CBC: 11B-404.2.10 Other: ADA 404.2.10	
<b>Install or modify sign</b>	<b>\$250</b>
Notes: The height of the bottom of the tactile letters on the EXIT sign is 60-1/4 inches (60 inches max).	
CBC: 1011.4 Other: ADA 216.4.1, ADA 703.4.1	
<b>Adjust door closer</b>	<b>\$125</b>
Notes: Door opening force is 13 lbs (5 lbs max for exterior door).	
CBC: 11B-404.2.9 Other: ADA 404.2.9	
<b>Replace door hardware</b>	<b>\$425</b>
Notes: Operating force of panic hardware is 14 lbs (5 lbs max for exterior door).	
CBC: 11B-309.4, 11B-404.2.7 Other: ADA 309.4	
<b>Install or modify informational and directional signs</b>	<b>\$500</b>
Notes: The exit door leads to 3 steps. A directional sign indicating the location of the nearest accessible entrance is not provided.	
CBC: 1011.4 Other: ADA 216.4.3	

## Rohnert Park

Burton Avenue Recreation Center

<b>Building</b>	
<b>8 - 6</b>	<b>Door/Gate</b> <span style="float: right;">Category: 1</span>
<b>Provide or modify door kick plate</b>	<b>\$225</b>
Notes: A smooth and uninterrupted kick plate surface is not provided. Hardware is located in the 10" space above the finished floor.	
CBC: 11B-404.2.10 Other: ADA 404.2.10	
<b>Install or modify sign</b>	<b>\$250</b>
Notes: The height of the bottom of the tactile letters on the EXIT sign is 60-3/8 inches (60 inches max).	
CBC: 1011.4 Other: ADA 216.4.1, ADA 703.4.1	
<b>Adjust door closer</b>	<b>\$125</b>
Notes: Door closer has a sweep time of 3-1/2 seconds and door opening force is 12 lbs (5 seconds min closing time from 90 degrees open to 12 degrees and 5 lbs max for exterior door opening force).	
CBC: 11B-404.2.8.1, 11B-404.2.9 Other: ADA 404.2.8.1, ADA 404.2.9	
<b>Attach loose mat to the floor surface</b>	<b>\$125</b>
Notes: Door mat is not securely attached to floor surface.	
CBC: 11B-302.2 Other: ADA 302.2	
<b>Replace door hardware</b>	<b>\$425</b>
Notes: Operating force of panic hardware is 15 lbs (5 lbs max for exterior door).	
CBC: 11B-309.4, 11B-404.2.7 Other: ADA 309.4	
<b>9 - 1</b>	<b>Sign</b> <span style="float: right;">Category: 2</span>
<b>Install or modify informational and directional signs</b>	<b>\$1,000</b>
Notes: The height of the bottom of the tactile letters on the EXIT ROUTE sign is 60-1/4 inches (60 inches max).	
CBC: 11B-216.6 Other: ADA 216.6, ADA 703.7.2.1	
<b>10 - 1</b>	<b>Drinking Fountain</b> <span style="float: right;">Category: 3</span>
<b>Raise or lower fountain</b>	<b>\$1,500</b>
Notes: Knee space between floor and bottom of fountain is 26-5/8 inches (27 inches min).	
CBC: 11B-602.4 Other: ADA 602.4	

## Rohnert Park

Burton Avenue Recreation Center

<b>Building</b>	
<b>18 - 1</b>	<b>Room</b> <span style="float: right;">Category: 2</span>
<b>Reposition controls and outlets</b>	<b>\$600</b>
Notes: Light switches and other controls are located between 50 and 52 inches (48 inches max).	
CBC: 11B-308.2.1, 11B-308.3.1, 11B-308.3.2	
Other: ADA 308.2, ADA 308.2.1, ADA 308.3.1, ADA 308.3.2	
<b>18 - 2</b>	<b>Room</b> <span style="float: right;">Category: 2</span>
<b>Reposition controls and outlets</b>	<b>\$200</b>
Notes: Light switch is located at 49-3/4 inches (48 inches max).	
CBC: 11B-308.2.1, 11B-308.3.1, 11B-308.3.2	
Other: ADA 308.2, ADA 308.2.1, ADA 308.3.1, ADA 308.3.2	
<b>19 - 1</b>	<b>Multiple User Restroom</b> <span style="float: right;">Category: 2</span>
<b>Replace or reposition dispenser</b>	<b>\$125</b>
Notes: Centerline of the toilet paper roll dispenser is 12 inches in front of the water closet (7" min to 9" max).	
CBC: 11B-604.7	
Other: ADA 604.7	
<b>Replace or reposition fixtures</b>	<b>\$1,250</b>
Notes: The water closet centerline is 18-1/2 inches from the wall (17" min to 18" max).	
CBC: 11B-604.2	
Other: ADA 604.2	
<b>Provide or replace compartment door hardware</b>	<b>\$175</b>
Notes: Compartment door is not self-closing.	
CBC: 11B-604.8.1.2	
Other: ADA 604.8.1.2	

**Rohnert Park**

Burton Avenue Recreation Center

<b>Building</b>	
<b>19 - 2</b>	<b>Multiple User Restroom</b> <span style="float: right;">Category: 2</span>
<b>Replace or reposition dispenser</b>	<b>\$125</b>
Notes: Centerline of the toilet paper roll dispenser is 12 inches in front of the water closet (7" min to 9" max).	
CBC: 11B-604.7	
Other: ADA 604.7	
<b>Replace or reposition fixtures</b>	<b>\$1,250</b>
Notes: The water closet centerline is 18-3/4 inches from the wall (17" min to 18" max).	
CBC: 11B-604.2	
Other: ADA 604.2	
<b>Provide or replace compartment door hardware</b>	<b>\$175</b>
Notes: Compartment door is not self-closing.	
CBC: 11B-604.8.1.2	
Other: ADA 604.8.1.2	
<b>Modify grab bars</b>	<b>\$125</b>
Notes: Rear grab bar extends from the centerline of the water closet 14 inches (extends 12" min and 24" min from centerline of water closet).	
CBC: 11B-604.5.2	
Other: ADA 604.5.2	

**Rohnert Park**

Burton Avenue Recreation Center

<b>Building</b>	
<b>25 - 1</b>	<b>Kitchen</b> <span style="float: right;">Category: 2 or 4</span>
<b>Provide an accessible path of travel</b>	<b>\$0</b>
Notes: There is no accessible route to the kitchen if occupancy is 10 or more. One entrance corridor is 40 inches wide between CMU walls for a distance of 28 inches and the other entrance corridor is 38-1/2 inches wide between CMU walls for a distance of 28 inches (44 inches wide min). If occupancy is less than 10, corridor width of 36 inches min. is sufficient.	
CBC: 11B-206.2 Other: ADA 206.2	
<b>Provide knee and toe clearance</b>	<b>\$0</b>
Notes: Knee and toe clearances are not provided at sink in kitchen with range (toe space extends under the sink 17 inches min at 9 inches AFF and knee space extends 11 inches min at 9 inches AFF and 8 inches deep at 27 inches AFF).	
CBC: 11B-306.2.1, 11B-306.3.3, 11B-804.6.4 Other: ADA 306.2.1, ADA 306.2.3, ADA 306.3.1, ADA 306.3.3, ADA 804.6.4	
<b>Reposition Controls</b>	<b>\$1,250</b>
Notes: Two outlets are located at 47 inches AFF behind a 27-5/8 inch deep counter (46 inches max for a reach depth of 24 inches max). Three light switches are located between 49-1/2 to 50-1/2 inches AFF (15" min to 48" max).	
CBC: 11B-308.1 Other: ADA 308.1	



## Rohnert Park

Burton Avenue Recreation Center

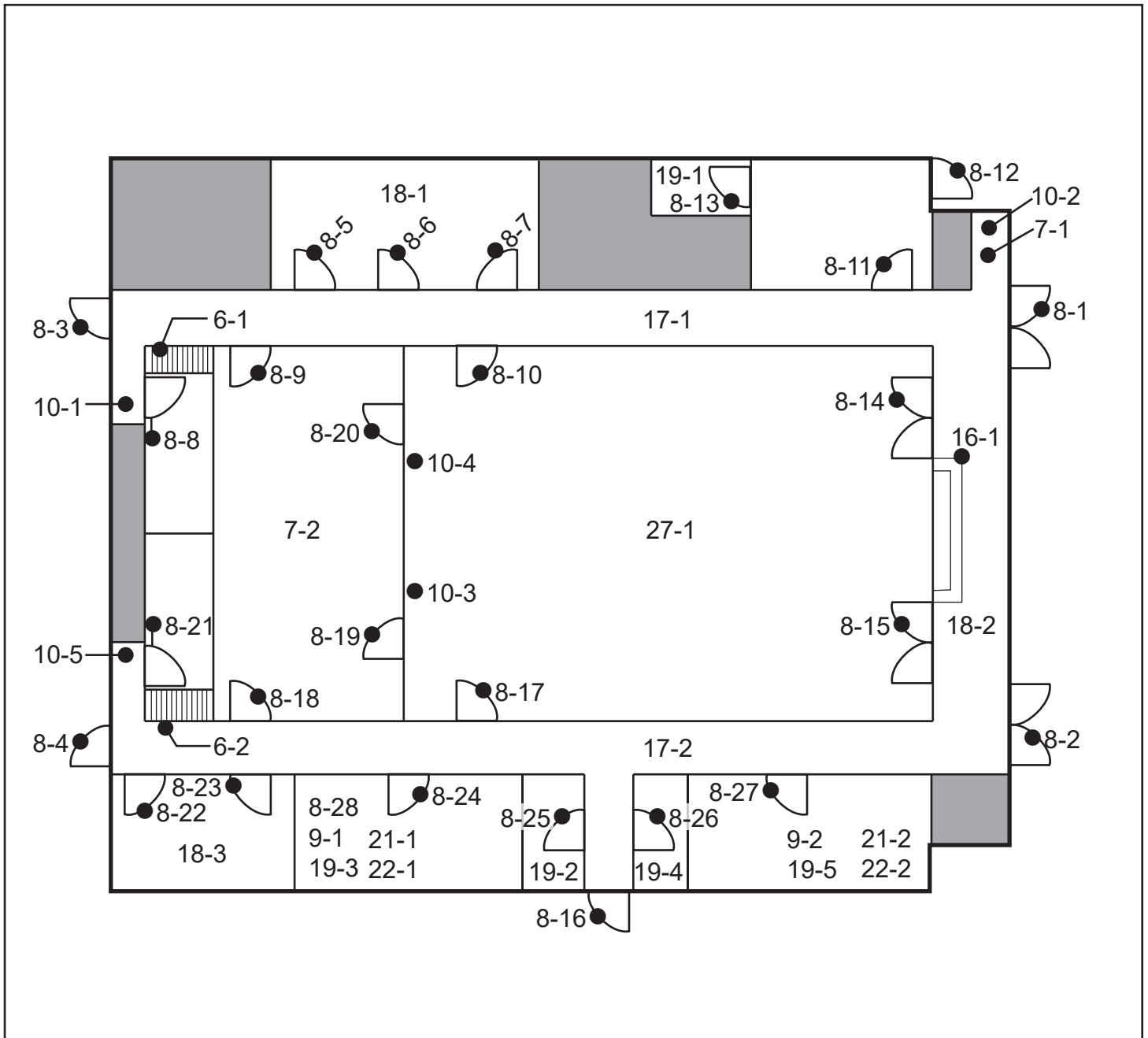
<b>Exterior</b>		
<b>2 - 1</b>	<b>Passenger Loading Zone</b>	Category: 1
<b>Stripe an access aisle</b>		\$210
Notes: Vehicle pull-up space is 67 inches wide (96" min). Striping color does not sufficiently contrast with the ground surface.		
CBC: 11B-503.2 Other: ADA 503.2		
<b>4 - 1</b>	<b>Walk</b>	Category: 1
<b>Grind or patch vertical change of grade</b>		\$250
Notes: Vertical change in level of 1 inch at asphalt patch (1/4" max or 1/2" max with a 1:2 bevel).		
CBC: 11B-303.2 Other: ADA 303.2, ADA 303.3		
<b>Regrade surface</b>		\$720
Notes: Cross slope of concrete path is up to 2.4% for 12 linear feet (2.0% max).		
CBC: 11B-403.3 Other: ADA 403.3		
<b>4 - 2</b>	<b>Walk</b>	Category: 1
<b>Regrade surface</b>		\$360
Notes: Cross slope of concrete path is up 3% for 6 linear feet (2.0% max).		
CBC: 11B-403.3 Other: ADA 403.3		
<b>4 - 3</b>	<b>Walk</b>	Category: 1
<b>Widen walk</b>		\$125
Notes: Groundcover vegetation overhangs walk and reduces accessible route to 34 inches wide (48 inches min).		
CBC: 11B-403.5.1 Other: ADA 403.5.1		
<b>4 - 4</b>	<b>Walk</b>	Category: 1
<b>Regrade surface</b>		\$2,520
Notes: Cross slope of concrete path is up to 4.3% for 42 linear feet (2.0% max).		
CBC: 11B-403.3 Other: ADA 403.3		

## Rohnert Park

Burton Avenue Recreation Center

<b>Exterior</b>		
<b>4 - 5</b>	<b>Walk</b>	Category: 1
<b>Widen walk</b>		\$4,950
Notes: Width of walk signed as accessible route is between 46-1/2 and 47-1/4 inches for 82.5 linear feet (48" min). Groundcover vegetation overhangs walk and reduces accessible route to 36 inches wide (48 inches min).		
CBC: 11B-403.5.1		
Other: ADA 403.5.1		
<b>Regrade surface</b>		\$0
Notes: Cross slope of concrete walk is up to 5.3% (2.0% max).		
CBC: 11B-403.3		
Other: ADA 403.3		
<b>5 - 1</b>	<b>Ramp</b>	Category: 1
<b>Regrade or replace ramp</b>		\$4,250
Notes: Running slope of bottom ramp run is between 8.7% and 10.6% for 10 feet (8.33% max). Ramp width is 46-1/2 inches (48" min). Grade break at top of ramp is not in line with path of travel.		
CBC: 11B-405.2, 11B-405.5		
Other: ADA 405.2, ADA 405.5		
<b>Install a handrail</b>		\$0
Notes: Parallel extension is not provided at top of ramp (12" min).		
CBC: 11B-505.10.1		
Other: ADA 505.10.1		
<b>5 - 2</b>	<b>Ramp</b>	Category: 1
<b>Regrade or replace ramp</b>		\$5,100
Notes: Ramp cross slope is 4.2% (2.0% max).		
CBC: 11B-405.3		
Other: ADA 405.3		
<b>33 - 1</b>	<b>Outdoor Constructed Features</b>	Category: 2
<b>Increase or provide clear floor area</b>		\$500
Notes: A clear floor space is not provided adjacent to the bench (36" by 48" min).		
CBC: -		
Other: ABA 1011.2.1		

# Callinan Sports and Fitness Center



**Rohnert Park**

Callinan Sports and Fitness Center

<b>Floor 1</b>	
<b>6 - 1</b>	<b>Stairway</b> <span style="float: right;">Category: 2 or 4</span>
<b>Replace stairs</b>	<b>\$4,200</b>
Notes: Stairs are 30" wide (36" min for occupancy loads less than 50). Risers are 7-1/4" (4" min to 7" max). All 14 risers are open.	
CBC: 1009.1, 11B-504.2, 11B-504.3	
Other: ADA 504.2, ADA 504.3	
<b>Install tread striping</b>	<b>\$0</b>
Notes: No tread striping provided on either run (required for the top and bottom treads on an interior stairway).	
CBC: 11B-504.4.1	
Other: -	
<b>Install a handrail</b>	<b>\$0</b>
Notes: On the top run, handrail is not provided on one side of the stairway (handrails on both sides req). On the bottom run, handrail has no bottom extension (sloped for one tread-width min, 12" min parallel extension beyond that).	
CBC: 11B-505.10.3, 11B-505.2	
Other: ADA 505.10.3, ADA 505.2	
<b>Raise or lower existing handrail</b>	<b>\$0</b>
Notes: Top surface of handrail is 30" (34" min to 38" max).	
CBC: 11B-505.4	
Other: ADA 505.4	

## Rohnert Park

Callinan Sports and Fitness Center

<b>Floor 1</b>	
<b>6 - 2</b>	<b>Stairway</b> <span style="float: right;">Category: 2 or 4</span>
<b>Replace stairs</b>	<b>\$4,200</b>
Notes: Stairs are 30" wide (36" min for occupancy loads less than 50). Risers are 7-1/4" (4" min to 7" max). All 14 risers are open.	
CBC: 1009.1, 11B-504.2, 11B-504.3	
Other: ADA 504.2, ADA 504.3	
<b>Install tread striping</b>	<b>\$0</b>
Notes: No tread striping provided on either run (required for the top and bottom treads on an interior stairway).	
CBC: 11B-504.4.1	
Other: -	
<b>Install a handrail</b>	<b>\$0</b>
Notes: On the top run, handrail is not provided on one side of the stairway (handrails on both sides req). On the bottom run, handrail has no bottom extension (sloped for one tread-width min, 12" min parallel extension beyond that).	
CBC: 11B-505.10.3, 11B-505.2	
Other: ADA 505.10.3, ADA 505.2	
<b>Raise or lower existing handrail</b>	<b>\$0</b>
Notes: Top surface of handrail is 30" (34" min to 38" max).	
CBC: 11B-505.4	
Other: ADA 505.4	
<b>7 - 1</b>	<b>Hazard</b> <span style="float: right;">Category: 2</span>
<b>Remove overhanging or protruding objects</b>	<b>\$125</b>
Notes: Shelf protrudes 17-3/4" from the wall at 44-1/2" AFF (4" max. between 27" and 80" AFF). The hazard is protected from the walkway by a moveable trash can (which is located in the clear floor space of the fire pull).	
CBC: 11B-204.1, 11B-307.2	
Other: ADA 204.1, ADA 307.2	
<b>7 - 2</b>	<b>Hazard</b> <span style="float: right;">Category: 2</span>
<b>Remove overhanging or protruding objects</b>	<b>\$625</b>
Notes: Four paper towel dispensers protrude 9-1/2" from the wall at 50-1/2" AFF and AED box protrudes 6-1/4" at 59-1/2" AFF (4" max between 27" and 80" AFF).	
CBC: 11B-204.1, 11B-307.2	
Other: ADA 204.1, ADA 307.2	

**Rohnert Park**

Callinan Sports and Fitness Center

<b>Floor 1</b>		
<b>8 - 1</b>	<b>Door/Gate</b>	<b>Category: 1</b>
<b>Attach loose mat to the floor surface</b>		<b>\$125</b>
Notes: Door mats are not securely attached to ground surface.		
CBC: 11B-302.2		
Other: ADA 302.2		
<b>Install or modify sign</b>		<b>\$250</b>
Notes: A tactile and braille EXIT sign is not provided.		
CBC: 1011.4		
Other: ADA 216.4.1, ADA 703.4.1		
<b>Provide or modify door kick plate</b>		<b>\$450</b>
Notes: A smooth and uninterrupted kick plate surface is not provided on either leaf. A doorstop is located in the 10" space above the finished floor.		
CBC: 11B-404.2.10		
Other: ADA 404.2.10		
<b>Adjust door closer</b>		<b>\$0</b>
Notes: Manual opening forces on automatic doors are 10 and 12 lbs (5 lbs max for exterior door).		
CBC: 11B-404.2.9		
Other: ADA 404.2.9		
<b>Increase maneuvering space</b>		<b>\$1,000</b>
Notes: Slope of the clear floor space at exterior push button is 4.3% (2.0% max).		
CBC: 11B-404.3.5		
Other: -		
<b>Reduce or eliminate opening</b>		<b>\$250</b>
Notes: Panic hardware floor escutcheon plate openings are 1/2" by 3/4" (1/2" max).		
CBC: -		
Other: ADA 302.3		

**Rohnert Park**

Callinan Sports and Fitness Center

<b>Floor 1</b>	
<b>8 - 2</b>	<b>Door/Gate</b> <span style="float: right;">Category: 1</span>
<b>Replace door hardware</b>	<b>\$425</b>
Notes: Operable effort of panic hardware is 10 lbs (5 lbs max).	
CBC: 11B-309.4, 11B-404.2.7	
Other: ADA 309.4	
<b>Adjust door closer</b>	<b>\$125</b>
Notes: Door closer sweep time of one leaf is 4 seconds and door opening force is 15 lbs (5 seconds min closing time from 90 degrees open to 12 degrees and 5 lbs max for exterior door opening force).	
CBC: 11B-404.2.8.1, 11B-404.2.9	
Other: ADA 404.2.8.1, ADA 404.2.9	
<b>Attach loose mat to the floor surface</b>	<b>\$125</b>
Notes: Door mats are not securely attached to ground surface.	
CBC: 11B-302.2	
Other: ADA 302.2	
<b>Locked or Alarmed Door - Not Surveyed</b>	<b>\$0</b>
Notes: One leaf of door is screwed shut and was not surveyed.	
CBC: -	
Other: -	

**Rohnert Park**

Callinan Sports and Fitness Center

<b>Floor 1</b>	
<b>8 - 3</b>	<b>Door/Gate</b> <span style="float: right;">Category: 1</span>
<b>Provide or modify door kick plate</b>	<b>\$450</b>
Notes: A smooth and uninterrupted kick plate surface is not provided on either leaf. A doorstop is located in the 10" space above the finished floor on each leaf.	
CBC: 11B-404.2.10 Other: ADA 404.2.10	
<b>Install or modify sign</b>	<b>\$250</b>
Notes: A tactile and braille EXIT sign is not provided.	
CBC: 1011.4 Other: ADA 216.4.1, ADA 703.4.1	
<b>Adjust door closer</b>	<b>\$125</b>
Notes: Door closer sweep time on one leaf is 4 seconds and door opening force for one leaf is 10 lbs and 11 lbs for the other (5 seconds min closing time from 90 degrees open to 12 degrees and 5 lbs max for exterior door opening force).	
CBC: 11B-404.2.8.1, 11B-404.2.9 Other: ADA 404.2.8.1, ADA 404.2.9	
<b>Replace door hardware</b>	<b>\$425</b>
Notes: Operable effort of panic hardware on one leaf is 15 lbs and 10 lbs on the other (5 lbs max).	
CBC: 11B-309.4, 11B-404.2.7 Other: ADA 309.4	
<b>Replace or modify door threshold</b>	<b>\$125</b>
Notes: Door threshold has a vertical change of level of 3/4" (1/4" max or 1/2" max with a 1:2 bevel).	
CBC: 11B-404.2.5 Other: ADA 404.2.5	
<b>Increase maneuvering space</b>	<b>\$0</b>
Notes: Maneuvering clearance at one door leaf is obstructed by a potted plant (60 inches min).	
CBC: 11B-404.2.4.1 Other: ADA 404.2.4.1	



**Rohnert Park**

Callinan Sports and Fitness Center

<b>Floor 1</b>	
<b>8 - 4</b>	<b>Door/Gate</b> <span style="float: right;">Category: 1</span>
<b>Adjust door closer</b>	<b>\$125</b>
Notes: Door opening force is 10 lbs on both leaves (5 lbs max for exterior door).	
CBC: 11B-404.2.9	
Other: ADA 404.2.9	
<b>Replace door hardware</b>	<b>\$850</b>
Notes: Operable effort of panic hardware is 22 lbs on one leaf and 10 lbs on other (5 lbs max).	
CBC: 11B-309.4, 11B-404.2.7	
Other: ADA 309.4	
<b>Replace or modify door threshold</b>	<b>\$125</b>
Notes: Door threshold has a vertical change of level of 1 inch (1/4" max or 1/2" max with a 1:2 bevel).	
CBC: 11B-404.2.5	
Other: ADA 404.2.5	
<b>Install or modify sign</b>	<b>\$250</b>
Notes: A tactile and braille EXIT sign is not provided.	
CBC: 1011.4	
Other: ADA 216.4.1, ADA 703.4.1	
<b>Regrade surface</b>	<b>\$2,500</b>
Notes: Slope on the exterior side of the door is 2.9% (2.0% max).	
CBC: 11B-404.2.4.4	
Other: ADA 404.2.4.4	

## Rohnert Park

Callinan Sports and Fitness Center

Floor 1		
8 - 5	Door/Gate	Category: 2
<b>Provide or modify door kick plate</b>		\$225
Notes: A smooth and uninterrupted kick plate surface is not provided at one leaf. A doorstop is located in the 10" space above the finished floor.		
CBC: 11B-404.2.10		
Other: ADA 404.2.10		
<b>Adjust door closer</b>		\$125
Notes: Door closer sweep time is 3 seconds for each leaf and door opening force is 10 lbs for each leaf (5 seconds min closing time from 90 degrees open to 12 degrees and 5 lbs max for door opening force).		
CBC: 11B-404.2.8.1, 11B-404.2.9		
Other: ADA 404.2.8.1, ADA 404.2.9		
<b>Increase maneuvering space</b>		\$0
Notes: Maneuvering clearance on push-side of door is 19" to mat with to 3-inch level change (48-inch min. maneuvering clearance).		
CBC: 11B-404.2.4.1		
Other: ADA 404.2.4.1		
8 - 6	Door/Gate	Category: 2
<b>Provide or modify door kick plate</b>		\$225
Notes: A smooth and uninterrupted kick plate surface on one leaf is not provided. A doorstop is located in the 10" space above the finished floor.		
CBC: 11B-404.2.10		
Other: ADA 404.2.10		
<b>Adjust door closer</b>		\$125
Notes: Door closer sweep time of each leaf is 3-1/2 seconds and door opening force of each leaf is 10 lbs (5 seconds min closing time from 90 degrees open to 12 degrees and 5 lbs max for door opening force).		
CBC: 11B-404.2.8.1, 11B-404.2.9		
Other: ADA 404.2.8.1, ADA 404.2.9		
<b>Increase maneuvering space</b>		\$0
Notes: Maneuvering clearance on push-side of door is 19" to mat with to 3-inch level change (48-inch min. maneuvering clearance).		
CBC: 11B-404.2.4.1		
Other: ADA 404.2.4.1		

## Rohnert Park

Callinan Sports and Fitness Center

Floor 1		
8 - 7	Door/Gate	Category: 2
<b>Provide or modify door kick plate</b>		\$225
Notes: A smooth and uninterrupted kick plate surface is not provided. A doorstop is located in the 10" space above the finished floor.		
CBC: 11B-404.2.10		
Other: ADA 404.2.10		
<b>Adjust door closer</b>		\$125
Notes: Door opening force is 10 lbs (5 lbs max).		
CBC: 11B-404.2.9		
Other: ADA 404.2.9		
8 - 8	Door/Gate	Category: 2
<b>Enlarge door opening</b>		\$1,650
Notes: Height of clear opening is 79-1/2 inches AFF due to 3/4-inch threshold (80" min).		
CBC: 11B-404.2.3		
Other: ADA 404.2.3		
<b>Replace or modify door threshold</b>		\$125
Notes: Door threshold has a vertical change of level of 1 inch at the room interior and 3/4 inch at the corridor (1/4" max or 1/2" max with a 1:2 bevel).		
CBC: 11B-404.2.5		
Other: ADA 404.2.5		
<b>Modify door window or side light</b>		\$500
Notes: Lower edge of door window is 56-3/4" AFF (43" max).		
CBC: 11B-404.2.11		
Other: ADA 404.2.11		
<b>Adjust door closer</b>		\$125
Notes: Door closer sweep time is 3-1/2 seconds and door opening force is 17 lbs (5 seconds min closing time from 90 degrees open to 12 degrees and 5 lbs max for door opening force).		
CBC: 11B-404.2.8.1, 11B-404.2.9		
Other: ADA 404.2.8.1, ADA 404.2.9		
<b>Replace door hardware</b>		\$425
Notes: Door hardware requires grasping and twisting.		
CBC: 11B-309.4, 11B-404.2.7		
Other: ADA 309.4		

## Rohnert Park

Callinan Sports and Fitness Center

<b>Floor 1</b>	
<b>8 - 9</b>	<b>Door/Gate</b>
Category: 2	
<b>Install or modify sign</b>	<b>\$250</b>
Notes: A tactile and braille EXIT route sign is not provided.	
CBC: 1011.4	
Other: ADA 216.4.1	
<b>Modify door window or side light</b>	<b>\$1,000</b>
Notes: Lower edge of door window is 54-1/2" AFF (43" max) on both leaves.	
CBC: 11B-404.2.11	
Other: ADA 404.2.11	
<b>Provide or modify door kick plate</b>	<b>\$225</b>
Notes: A smooth and uninterrupted kick plate surface is not provided on one leaf. A doorstop is located in the 10" space above the finished floor.	
CBC: 11B-404.2.10	
Other: ADA 404.2.10	
<b>Replace door hardware</b>	<b>\$425</b>
Notes: Operable effort of panic hardware on one leaf is 8 lbs (5 lbs max).	
CBC: 11B-309.4, 11B-404.2.7	
Other: ADA 309.4	
<b>Adjust door closer</b>	<b>\$250</b>
Notes: Door opening force is 8 lbs on both leaves (5 lbs max).	
CBC: 11B-404.2.9	
Other: ADA 404.2.9	
<b>Reduce or eliminate opening</b>	<b>\$250</b>
Notes: Two panic hardware floor escutcheon plate openings are 3/4 inch x 1 inch (1/2" max).	
CBC: -	
Other: ADA 302.3	

**Rohnert Park**

Callinan Sports and Fitness Center

<b>Floor 1</b>	
<b>8 - 10</b>	<b>Door/Gate</b> <span style="float: right;">Category: 2</span>
<b>Provide or modify door kick plate</b>	<b>\$450</b>
Notes: A smooth and uninterrupted kick plate surface is not provided. A doorstop is located in the 10" space above the finished floor on both leaves.	
CBC: 11B-404.2.10 Other: ADA 404.2.10	
<b>Replace door hardware</b>	<b>\$425</b>
Notes: Operable effort of panic hardware on one leaf is 8 lbs (5 lbs max).	
CBC: 11B-309.4, 11B-404.2.7 Other: ADA 309.4	
<b>Adjust door closer</b>	<b>\$250</b>
Notes: Door closer sweep time for one leaf is 3-1/2 seconds and door opening force is 8 lbs on both leaves (5 seconds min closing time from 90 degrees open to 12 degrees and 5 lbs max for door opening force).	
CBC: 11B-404.2.8.1, 11B-404.2.9 Other: ADA 404.2.8.1, ADA 404.2.9	
<b>Modify door window or side light</b>	<b>\$1,000</b>
Notes: Lower edge of door window is 54-1/2" AFF (43" max) on both leaves.	
CBC: 11B-404.2.11 Other: ADA 404.2.11	
<b>Install or modify sign</b>	<b>\$250</b>
Notes: A tactile and braille EXIT route sign is not provided.	
CBC: 1011.4 Other: ADA 216.4.1	
<b>Reduce or eliminate opening</b>	<b>\$250</b>
Notes: Two panic hardware floor escutcheon plate openings are 3/4 inch x 1 inch (1/2" max).	
CBC: - Other: ADA 302.3	

**Rohnert Park**

Callinan Sports and Fitness Center

<b>Floor 1</b>	
<b>8 - 11</b>	<b>Door/Gate</b> <span style="float: right;">Category: 2</span>
<b>Provide or modify door kick plate</b>	<b>\$225</b>
Notes: A smooth and uninterrupted kick plate surface is not provided. A doorstop is located in the 10" space above the finished floor.	
CBC: 11B-404.2.10 Other: ADA 404.2.10	
<b>Adjust door closer</b>	<b>\$125</b>
Notes: Door closer sweep time is 4-1/2 seconds (5 seconds min closing time from 90 degrees open to 12 degrees).	
CBC: 11B-404.2.8.1 Other: ADA 404.2.8.1	
<b>Install or modify sign</b>	<b>\$500</b>
Notes: A tactile and braille EXIT route sign is not provided. A tactile and braille room sign is not provided alongside permanent visual sign.	
CBC: 1011.4, 11B-216.2 Other: ADA 216.2, ADA 216.4.1	
<b>Increase maneuvering space</b>	<b>\$0</b>
Notes: Maneuvering clearance on push-side of door is 26 inches due to moveable furniture (48 inches min).	
CBC: 11B-404.2.4.1 Other: ADA 404.2.4.1	

**Rohnert Park**

Callinan Sports and Fitness Center

<b>Floor 1</b>	
<b>8 - 12</b>	<b>Door/Gate</b> <span style="float: right;">Category: 1</span>
<b>Replace or modify door threshold</b>	<b>\$125</b>
Notes: Door threshold has a vertical change of level of 1-1/4 inches (1/4" max or 1/2" max with a 1:2 bevel).	
CBC: 11B-404.2.5	
Other: ADA 404.2.5	
<b>Adjust door closer</b>	<b>\$125</b>
Notes: Door closer sweep time is 4 seconds and door opening force is 10 lbs (5 seconds min closing time from 90 degrees open to 12 degrees and 5 lbs max for exterior door opening force).	
CBC: 11B-404.2.8.1, 11B-404.2.9	
Other: ADA 404.2.8.1, ADA 404.2.9	
<b>Install or modify sign</b>	<b>\$250</b>
Notes: A tactile and braille EXIT sign is not provided.	
CBC: 1011.4	
Other: ADA 216.4.1, ADA 703.4.1	
<b>Replace door hardware</b>	<b>\$425</b>
Notes: Panic hardware opening force is 8 lbs (5 lbs max. exterior).	
CBC: 11B-308.1, 11B-309.1	
Other: ADA 308.1, ADA 309.1	
<b>8 - 13</b>	<b>Door/Gate</b> <span style="float: right;">Category: 1</span>
<b>Provide strike edge clearance</b>	<b>\$2,500</b>
Notes: Strike-edge clearance on the pull side of the door is 10-1/8" to lavatory counter (18" min).	
CBC: 11B-404.2.4.1	
Other: ADA 404.2.4.1	

**Rohnert Park**

Callinan Sports and Fitness Center

<b>Floor 1</b>	
<b>8 - 14</b>	<b>Door/Gate</b> <span style="float: right;">Category: 2</span>
<b>Install or modify sign</b>	<b>\$500</b>
Notes: A tactile and braille EXIT ROUTE sign is not provided. A tactile and braille permanent room sign is not provided alongside permanent room visual sign.	
CBC: 1011.4, 11B-216.2	
Other: ADA 216.2, ADA 216.4.1	
<b>Adjust door closer</b>	<b>\$250</b>
Notes: Door opening forces are 14 and 23 lbs (5 lbs max).	
CBC: 11B-404.2.9	
Other: ADA 404.2.9	
<b>Reduce or eliminate opening</b>	<b>\$250</b>
Notes: Two openings in the threshold are greater than 1/2" by 3/4" (1/2" max).	
CBC: -	
Other: ADA 302.3	
<b>Provide or modify door kick plate</b>	<b>\$225</b>
Notes: A smooth and uninterrupted kick plate surface is not provided. The locking mechanism is located in the 10" space above the finished floor on both leaves.	
CBC: 11B-404.2.10	
Other: ADA 404.2.10	



**Rohnert Park**

Callinan Sports and Fitness Center

<b>Floor 1</b>	
<b>8 - 15</b>	<b>Door/Gate</b> <span style="float: right;">Category: 2</span>
<b>Install or modify sign</b>	<b>\$500</b>
Notes: A tactile and braille EXIT ROUTE sign is not provided. A tactile and braille permanent room sign is not provided alongside permanent room visual sign.	
CBC: 1011.4, 11B-216.2	
Other: ADA 216.2, ADA 216.4.1	
<b>Adjust door closer</b>	<b>\$250</b>
Notes: Door closer on one leaf has a sweep time of 2-1/2 seconds and door opening forces are 14 and 13 lbs (5 seconds min closing time from 90 degrees open to 12 degrees and 5 lbs max for door opening force).	
CBC: 11B-404.2.8.1, 11B-404.2.9	
Other: ADA 404.2.8.1, ADA 404.2.9	
<b>Reduce or eliminate opening</b>	<b>\$250</b>
Notes: Two openings in the threshold are greater than 1/2" by 3/4" (1/2" max).	
CBC: -	
Other: ADA 302.3	
<b>Provide or modify door kick plate</b>	<b>\$225</b>
Notes: A smooth and uninterrupted kick plate surface is not provided. The locking mechanism is located in the 10" space above the finished floor on both leaves.	
CBC: 11B-404.2.10	
Other: ADA 404.2.10	

**Rohnert Park**

Callinan Sports and Fitness Center

<b>Floor 1</b>	
<b>8 - 16</b>	<b>Door/Gate</b> <span style="float: right;">Category: 1</span>
<b>Replace door hardware</b>	<b>\$850</b>
Notes: Operable effort of panic hardware is 10 lbs on one leaf and 11 lbs on other (5 lbs max).	
CBC: 11B-309.4, 11B-404.2.7	
Other: ADA 309.4	
<b>Adjust door closer</b>	<b>\$250</b>
Notes: Door closer sweep time on one leaf is 3-1/2 seconds and door opening force is 11 lbs for one leaf and 12 lbs for the other (5 seconds min closing time from 90 degrees open to 12 degrees and 5 lbs max for exterior door opening force).	
CBC: 11B-404.2.8.1	
Other: ADA 404.2.8.1	
<b>Replace or modify door threshold</b>	<b>\$125</b>
Notes: Door threshold has a vertical change of level of 1 inch (1/4" max or 1/2" max with a 1:2 bevel).	
CBC: 11B-404.2.5	
Other: ADA 404.2.5	
<b>Regrade surface</b>	<b>\$2,500</b>
Notes: Slope on the pull side of the door is 4.4% (2.0% max).	
CBC: 11B-404.2.4.4	
Other: ADA 404.2.4.4	
<b>Install or modify sign</b>	<b>\$250</b>
Notes: A tactile and braille EXIT sign is not provided.	
CBC: 1011.4	
Other: ADA 216.4.1, ADA 703.4.1	

## Rohnert Park

Callinan Sports and Fitness Center

<b>Floor 1</b>	
<b>8 - 17 Door/Gate</b>	<b>Category: 2</b>
<b>Install or modify sign</b>	<b>\$250</b>
Notes: A tactile and braille room sign is not provided alongside permanent visual sign.	
CBC: 11B-216.2	
Other: ADA 216.2	
<b>Modify door window or side light</b>	<b>\$500</b>
Notes: Lower edge of door window is 54-1/2" AFF (43" max).	
CBC: 11B-404.2.11	
Other: ADA 404.2.11	
<b>Replace door hardware</b>	<b>\$425</b>
Notes: Operable effort of panic hardware is 12 lbs on one leaf (5 lbs max).	
CBC: 11B-309.4, 11B-404.2.7	
Other: ADA 309.4	
<b>Adjust door closer</b>	<b>\$250</b>
Notes: Door closer sweep time is 3 seconds and door opening force is 8 lbs on both leaves (5 seconds min closing time from 90 degrees open to 12 degrees and 5 lbs max for door opening force).	
CBC: 11B-404.2.8.1	
Other: ADA 404.2.8.1	
<b>Reduce or eliminate opening</b>	<b>\$250</b>
Notes: Two panic hardware floor escutcheon plate openings are 1" X 3/4" (1/2" max).	
CBC: -	
Other: ADA 302.3	
<b>Provide or modify door kick plate</b>	<b>\$450</b>
Notes: A smooth and uninterrupted kick plate surface is not provided. A doorstop and panic hardware are located in the 10" space above the finished floor on both leaves.	
CBC: 11B-404.2.10	
Other: ADA 404.2.10	

## Rohnert Park

Callinan Sports and Fitness Center

<b>Floor 1</b>	
<b>8 - 18</b>	<b>Door/Gate</b> <span style="float: right;">Category: 2</span>
<b>Install or modify sign</b>	<b>\$500</b>
Notes: A tactile and braille EXIT route sign is not provided. A tactile and braille room sign is not provided alongside permanent visual sign.	
CBC: 1011.4, 11B-216.2	
Other: ADA 216.2, ADA 216.4.1, ADA 703.4.1	
<b>Provide or modify door kick plate</b>	<b>\$450</b>
Notes: A smooth and uninterrupted kick plate surface is not provided. A doorstop and panic hardware are located in the 10" space above the finished floor on both leaves.	
CBC: 11B-404.2.10	
Other: ADA 404.2.10	
<b>Replace door hardware</b>	<b>\$850</b>
Notes: Operable effort of panic hardware is 10 lbs (5 lbs max).	
CBC: 11B-309.4, 11B-404.2.7	
Other: ADA 309.4	
<b>Adjust door closer</b>	<b>\$250</b>
Notes: Door closer sweep time is 4 seconds on one leaf and 4-1/2 seconds on other. Door opening force is 8 lbs on one leaf and 10 lbs on the other when it is slightly ajar and greater than 30 lbs from a fully closed position (5 seconds min closing time from 90 degrees open to 12 degrees and 5 lbs max for door opening force).	
CBC: 11B-404.2.8.1, 11B-404.2.9	
Other: ADA 404.2.8.1, ADA 404.2.9	
<b>Modify door window or side light</b>	<b>\$1,000</b>
Notes: Lower edge of door windows are 54-1/2" and 54-3/4" AFF (43" max).	
CBC: 11B-404.2.11	
Other: ADA 404.2.11	
<b>Attach loose mat to the floor surface</b>	<b>\$125</b>
Notes: Door mat is not securely attached to floor surface.	
CBC: 11B-302.2	
Other: ADA 302.2	
<b>Reduce or eliminate opening</b>	<b>\$250</b>
Notes: Two panic hardware floor escutcheon plate openings are 1" X 3/4" (1/2" max).	
CBC: -	
Other: ADA 302.3	

## Rohnert Park

Callinan Sports and Fitness Center

<b>Floor 1</b>	
<b>8 - 19</b>	<b>Door/Gate</b> <span style="float: right;">Category: 2</span>
<b>Modify door window or side light</b>	<b>\$500</b>
Notes: Lower edge of door windows are 54-1/2" and 55-1/2" AFF (43" max).	
CBC: 11B-404.2.11	
Other: ADA 404.2.11	
<b>Provide or modify door kick plate</b>	<b>\$225</b>
Notes: A smooth and uninterrupted kick plate surface is not provided. Panic hardware is located in the 10" space above the finished floor.	
CBC: 11B-404.2.10	
Other: ADA 404.2.10	
<b>Replace door hardware</b>	<b>\$850</b>
Notes: Operable effort of panic hardware on both leaves exceeds 30 lbs (5 lbs max).	
CBC: 11B-309.4, 11B-404.2.7	
Other: ADA 309.4	
<b>Adjust door closer</b>	<b>\$250</b>
Notes: Door closer sweep time is 3-1/2 seconds on both leaves and door opening forces are 10 lbs and 15 lbs when doors are slightly ajar and exceed 30 lbs when fully closed (5 seconds min closing time from 90 degrees open to 12 degrees and 5 lbs max for door opening force).	
CBC: 11B-404.2.8.1	
Other: ADA 404.2.8.1	
<b>Reduce or eliminate opening</b>	<b>\$250</b>
Notes: Two panic hardware floor escutcheon plate openings are 1" X 3/4" (1/2" max).	
CBC: -	
Other: ADA 302.3	
<b>Install or modify sign</b>	<b>\$250</b>
Notes: A tactile and braille EXIT route sign is not provided.	
CBC: 1011.4	
Other: ADA 216.4.1	

**Rohnert Park**

Callinan Sports and Fitness Center

<b>Floor 1</b>		
<b>8 - 20</b>	<b>Door/Gate</b>	<b>Category: 2</b>
<b>Modify door window or side light</b>		<b>\$1,000</b>
Notes: Lower edge of door windows are 54-1/2" and 54-3/4" AFF (43" max).		
CBC: 11B-404.2.11		
Other: ADA 404.2.11		
<b>Replace door hardware</b>		<b>\$850</b>
Notes: Operable effort of panic hardware is 7 lbs on one leaf and 9 lbs on other (5 lbs max).		
CBC: 11B-309.4, 11B-404.2.7		
Other: ADA 309.4		
<b>Adjust door closer</b>		<b>\$250</b>
Notes: Door closer on each leaf has a sweep time of 3-1/2 seconds and door opening forces are 10 lbs and 12 lbs (5 seconds min closing time from 90 degrees open to 12 degrees and 5 lbs max for door opening force).		
CBC: 11B-404.2.8.1, 11B-404.2.9		
Other: ADA 404.2.8.1, ADA 404.2.9		
<b>Provide or modify door kick plate</b>		<b>\$225</b>
Notes: A smooth and uninterrupted kick plate surface is not provided. Panic hardware is located in the 10" space above the finished floor.		
CBC: 11B-404.2.10		
Other: ADA 404.2.10		
<b>Install or modify sign</b>		<b>\$250</b>
Notes: A tactile and braille EXIT route sign is not provided.		
CBC: 1011.4		
Other: ADA 216.4.1		
<b>Reduce or eliminate opening</b>		<b>\$250</b>
Notes: Two panic hardware floor escutcheon plate openings are 1" X 3/4" (1/2" max).		
CBC: -		
Other: ADA 302.3		

**Rohnert Park**

Callinan Sports and Fitness Center

<b>Floor 1</b>	
<b>8 - 21 Door/Gate</b>	<b>Category: 2</b>
<b>Enlarge door opening</b>	<b>\$1,650</b>
Notes: Height of clear opening is 79-1/2 inches AFF due to 3/4-inch threshold (80" min).	
CBC: 11B-404.2.3	
Other: ADA 404.2.3	
<b>Replace or modify door threshold</b>	<b>\$125</b>
Notes: Door threshold has a vertical change of level of 1 inch at the room interior and 3/4 inch at the corridor (1/4" max or 1/2" max with a 1:2 bevel).	
CBC: 11B-404.2.5	
Other: ADA 404.2.5	
<b>Modify door window or side light</b>	<b>\$500</b>
Notes: Lower edge of door window is 56-3/4" AFF (43" max).	
CBC: 11B-404.2.11	
Other: ADA 404.2.11	
<b>Adjust door closer</b>	<b>\$125</b>
Notes: Door closer sweep time is 3-1/2 seconds and door opening force is 17 lbs (5 seconds min closing time from 90 degrees open to 12 degrees and 5 lbs max for door opening force).	
CBC: 11B-404.2.8.1, 11B-404.2.9	
Other: ADA 404.2.8.1, ADA 404.2.9	
<b>Replace door hardware</b>	<b>\$425</b>
Notes: Door hardware requires grasping and twisting.	
CBC: 11B-309.4, 11B-404.2.7	
Other: ADA 309.4	

**Rohnert Park**

Callinan Sports and Fitness Center

<b>Floor 1</b>	
<b>8 - 22</b>	<b>Door/Gate</b> <span style="float: right;">Category: 2</span>
<b>Provide or modify door kick plate</b>	<b>\$225</b>
Notes: A smooth and uninterrupted kick plate surface is not provided. A doorstop is located in the 10" space above the finished floor.	
CBC: 11B-404.2.10 Other: ADA 404.2.10	
<b>Modify door window or side light</b>	<b>\$500</b>
Notes: Lower edge of door windows are 54-1/2" and 54-3/4" AFF (43" max).	
CBC: 11B-404.2.11 Other: ADA 404.2.11	
<b>Adjust door closer</b>	<b>\$250</b>
Notes: Door closer sweep time is 3-1/2 seconds on one leaf and door opening force is 8 lbs on both leaves (5 seconds min closing time from 90 degrees open to 12 degrees and 5 lbs max for door opening force).	
CBC: 11B-404.2.8.1, 11B-404.2.9 Other: ADA 404.2.8.1, ADA 404.2.9	
<b>Install or modify sign</b>	<b>\$250</b>
Notes: A tactile and braille EXIT route sign is not provided.	
CBC: 1011.4 Other: ADA 216.4.1	



## Rohnert Park

Callinan Sports and Fitness Center

Floor 1		
8 - 23	Door/Gate	Category: 2
<b>Modify door window or side light</b>		\$500
Notes: Lower edge of door windows are 54-1/4" and 54-1/2" AFF (43" max).		
CBC: 11B-404.2.11		
Other: ADA 404.2.11		
<b>Provide or modify door kick plate</b>		\$225
Notes: A smooth and uninterrupted kick plate surface is not provided. A doorstop is located in the 10" space above the finished floor.		
CBC: 11B-404.2.10		
Other: ADA 404.2.10		
<b>Adjust door closer</b>		\$250
Notes: Door closer sweep time is 3-1/2 seconds on one leaf and 4 seconds on other and door opening force is 10 lbs on both leaves (5 seconds min closing time from 90 degrees open to 12 degrees and 5 lbs max for door opening force).		
CBC: 11B-404.2.8.1, 11B-404.2.9		
Other: ADA 404.2.8.1, ADA 404.2.9		
<b>Install or modify sign</b>		\$500
Notes: A tactile and braille EXIT route sign is not provided. A tactile and braille room sign is not provided alongside permanent visual sign.		
CBC: 1011.4, 11B-216.2		
Other: ADA 216.2, ADA 216.4.1		
8 - 24	Door/Gate	Category: 2
<b>Adjust door closer</b>		\$125
Notes: Door closer sweep time is 4 seconds and door opening force is 10 lbs (5 seconds min closing time from 90 degrees open to 12 degrees and 5 lbs max for door opening force).		
CBC: 11B-404.2.8.1, 11B-404.2.9		
Other: ADA 404.2.8.1, ADA 404.2.9		
<b>Install or modify sign</b>		\$250
Notes: A tactile and braille EXIT route sign is not provided.		
CBC: 1011.4		
Other: ADA 216.4.1		
8 - 25	Door/Gate	Category: 2
<b>Adjust door closer</b>		\$125
Notes: Door closer sweep time is 4-1/2 seconds and door opening force is 8 lbs (5 seconds min closing time from 90 degrees open to 12 degrees and 5 lbs max for door opening force).		
CBC: 11B-404.2.8.1, 11B-404.2.9		
Other: ADA 404.2.8.1, ADA 404.2.9		

## Rohnert Park

Callinan Sports and Fitness Center

Floor 1		
<b>8 - 26</b>	<b>Door/Gate</b>	Category: 2
<b>Adjust door closer</b>		\$125
Notes: Door closer sweep time is 3-1/2 seconds and door opening force is 10 lbs (5 seconds min closing time from 90 degrees open to 12 degrees and 5 lbs max for door opening force).		
CBC: 11B-404.2.8.1, 11B-404.2.9		
Other: ADA 404.2.8.1, ADA 404.2.9		
<b>8 - 27</b>	<b>Door/Gate</b>	Category: 2
<b>Adjust door closer</b>		\$125
Notes: Door closer sweep time is 4 seconds and door opening force is 15 lbs (5 seconds min closing time from 90 degrees open to 12 degrees and 5 lbs max for door opening force).		
CBC: 11B-404.2.8.1, 11B-404.2.9		
Other: ADA 404.2.8.1, ADA 404.2.9		
<b>Install or modify sign</b>		\$250
Notes: A tactile and braille EXIT route sign is not provided.		
CBC: 1011.4		
Other: ADA 216.4.1		
<b>8 - 28</b>	<b>Door/Gate</b>	Category: 2
<b>Enlarge door opening</b>		\$0
Notes: Sauna door clear opening is 31-5/8 inches wide due to fixed heater inside room (32" min clear width).		
CBC: 11B-404.2.3		
Other: ADA 404.2.3		
<b>9 - 1</b>	<b>Sign</b>	Category: 2
<b>Install or modify permanent room sign</b>		\$250
Notes: Tactile and braille EXIT route sign is not provided.		
CBC: 11B-216.4.4		
Other: ADA 216.4.1		
<b>9 - 2</b>	<b>Sign</b>	Category: 2
<b>Install or modify permanent room sign</b>		\$250
Notes: Tactile and braille EXIT route sign is not provided.		
CBC: 11B-216.4.4		
Other: ADA 216.4.1		

## Rohnert Park

Callinan Sports and Fitness Center

<b>Floor 1</b>	
<b>10 - 1 Drinking Fountain</b>	Category: 3
<b>Install an additional high or low fountain</b>	\$3,000
Notes: A wheelchair accessible fountain is not provided.	
CBC: 11B-211.2	
Other: ADA 211.2	
<b>Provide wing walls</b>	\$1,000
Notes: Unit is not positioned in an alcove and no wing walls or railings are provided (protrusion more than 4" must be mounted below 27" or above 80").	
CBC: 11B-602.9	
Other: ADA 307.1	
<b>Replace or adjust water controls</b>	\$0
Notes: Metal cross handle requires twisting or grasping.	
CBC: 11B-309.1	
Other: ADA 309.1	
<b>10 - 2 Drinking Fountain</b>	Category: 3
<b>Install an additional high or low fountain</b>	\$3,000
Notes: A higher, standing person fountain is not provided.	
CBC: 11B-211.2	
Other: ADA 211.2	
<b>Raise or lower fountain</b>	\$0
Notes: Space between the floor and bottom of the fountain is 26-3/4" (27" min).	
CBC: 11B-602.4	
Other: ADA 602.4	
<b>10 - 3 Drinking Fountain</b>	Category: 3
<b>Install an additional high or low fountain</b>	\$3,000
Notes: A wheelchair accessible fountain is not provided.	
CBC: 11B-211.2	
Other: ADA 211.2	
<b>Provide wing walls</b>	\$1,000
Notes: Unit is not positioned in an alcove and no wing walls or railings are provided (protrusion more than 4" must be mounted below 27" or above 80").	
CBC: 11B-602.9	
Other: ADA 307.1	
<b>Adjust the water stream height or direction</b>	\$0
Notes: The flow of the water is 3" high (4" high min).	
CBC: 11B-602.6	
Other: ADA 602.6	

## Rohnert Park

### Callinan Sports and Fitness Center

<b>Floor 1</b>	
<b>10 - 4 Drinking Fountain</b>	Category: 3
<b>Provide wing walls</b>	\$1,000
Notes: Unit is not positioned in an alcove and no wing walls or railings are provided (protrusion more than 4" must be mounted below 27" or above 80").	
CBC: 11B-602.9 Other: ADA 307.1	
<b>Install an additional high or low fountain</b>	\$3,000
Notes: A wheelchair accessible fountain is not provided.	
CBC: 11B-211.2 Other: ADA 211.2	
<b>10 - 5 Drinking Fountain</b>	Category: 3
<b>Install an additional high or low fountain</b>	\$3,000
Notes: A wheelchair accessible fountain is not provided.	
CBC: 11B-211.2 Other: ADA 211.2	
<b>Provide wing walls</b>	\$1,000
Notes: Unit is not positioned in an alcove and no wing walls or railings are provided (protrusion more than 4" must be mounted below 27" or above 80").	
CBC: 11B-602.9 Other: ADA 307.1	
<b>Replace or adjust water controls</b>	\$0
Notes: Metal cross handle requires twisting or grasping.	
CBC: 11B-309.1 Other: ADA 309.1	
<b>16 - 1 Built-in Elements</b>	Category: 2
<b>Provide an accessible counter</b>	\$1,500
Notes: The service counter is 42-1/4 inches AFF (34 inches max).	
CBC: 11B-904.4 Other: ADA 904.4.1	

## Rohnert Park

Callinan Sports and Fitness Center

<b>Floor 1</b>	
<b>17 - 1</b>	<b>Corridor / Aisle</b> <span style="float: right;">Category: 2</span>
<b>Install or modify EXIT signs</b>	<b>\$750</b>
Notes: A tactile and braille EXIT ROUTE sign is not provided on three occasions.	
CBC: 11B-216.4.1	
Other: ADA 216.4.1	
<b>Repair or modify floor surface</b>	<b>\$250</b>
Notes: Two mats are not securely attached to floor surface.	
CBC: 11B-302.2	
Other: ADA 302.2	
<b>Reposition controls and outlets</b>	<b>\$0</b>
Notes: Clear floor space at fire pull is obstructed by trash container (30 inches x 48 inches min).	
CBC: 11B-702.1	
Other: ADA 702.1	
<b>17 - 2</b>	<b>Corridor / Aisle</b> <span style="float: right;">Category: 2</span>
<b>Install or modify EXIT signs</b>	<b>\$750</b>
Notes: A tactile and braille EXIT ROUTE sign is not provided on three occasions.	
CBC: 11B-216.4.1	
Other: ADA 216.4.1	
<b>18 - 1</b>	<b>Room</b> <span style="float: right;">Category: 2</span>
<b>Provide an accessible path of travel</b>	<b>\$0</b>
Notes: An accessible route into the room is not provided due to mat with 3-inch vertical level change (1/4" max, 1/2" with a bevel).	
CBC: 11B-206.2	
Other: ADA 206.2	
<b>Reposition controls and outlets</b>	<b>\$200</b>
Notes: AED is 69" AFF (48" max).	
CBC: 11B-308.3.1, 11B-308.3.2	
Other: ADA 308.3.1, ADA 308.3.2	
<b>18 - 2</b>	<b>Room</b> <span style="float: right;">Category: 2</span>
<b>Attach carpet or tile to the floor surface</b>	<b>\$250</b>
Notes: Two mats are not securely attached to floor.	
CBC: 11B-302.2	
Other: ADA 302.2	

## Rohnert Park

### Callinan Sports and Fitness Center

<b>Floor 1</b>	
<b>18 - 3</b>	<b>Room</b> <span style="float: right;">Category: 2</span>
<b>Provide an accessible path of travel</b>	<b>\$0</b>
Notes: An accessible route into the weight room is not provided. Route narrows to 30 inches between fixed equipment.	
CBC: 11B-206.2	
Other: ADA 206.2	
<b>19 - 1</b>	<b>Multiple User Restroom</b> <span style="float: right;">Category: 2</span>
<b>Provide an accessible path of travel</b>	<b>\$0</b>
Notes: Path of travel is 32-3/4 inches wide from entrance to the accessible compartment (44" min).	
CBC: 11B-403.5.1	
Other: -	
<b>Replace or reposition fixtures</b>	<b>\$1,250</b>
Notes: The water closet centerline is 20-3/4 inches from the wall (12 inches for children ages 3 and 4).	
CBC: 11B-604.9.1	
Other: ADA 604.9.1	
<b>Replace or reposition dispenser</b>	<b>\$375</b>
Notes: The clear floor space in front of the baby changing table is 22 inches to the partition (30" by 48" clear space min). Centerline of the toilet paper roll dispenser is 2 inches in front of the water closet (7" min to 9" max). Height to operating mechanism of soap dispenser is 36-1/2 inches AFF (36 inches max. for children ages 3 and 4).	
CBC: 11B-305.3, 11B-603.5, 11B-604.7	
Other: ADA 305.3, ADA 604.7	
<b>Modify stall partition and install new stall door</b>	<b>\$750</b>
Notes: Manuevering space in front of the water closet is 41-3/4 inches (60 inches x 60 inchs min).	
CBC: 11B-604.8.1.1.2	
Other: -	
<b>Modify grab bars</b>	<b>\$125</b>
Notes: Rear grab bar is 33-3/4 inches above the floor (18 to 20 inches for children ages 3 and 4).	
CBC: 11B-604.9, 11B-604.9.4	
Other: ADA 604.9, ADA 604.9.4	
<b>Provide clear floor or turning space</b>	<b>\$3,000</b>
Notes: The turning area in the restroom is 41-1/4 inches in diameter (60 inches min).	
CBC: 11B-603.2.1	
Other: ADA 304.3, ADA 603.2.1	

## Rohnert Park

Callinan Sports and Fitness Center

<b>Floor 1</b>	
<b>19 - 2 Multiple User Restroom</b>	<b>Category: 2</b>
<b>Modify lavatory or counter clearances</b>	<b>\$1,500</b>
Notes: Height of the lavatory counter is 35-3/4" (34" max).	
CBC: 11B-606.3	
Other: ADA 606.3	
<b>Insulate water lines</b>	<b>\$125</b>
Notes: Pipes under lavatory are not insulated.	
CBC: 11B-606.5	
Other: ADA 606.5	
<b>Install restroom sign</b>	<b>\$500</b>
Notes: A federal tactile and braille restroom sign is not provided. Restroom does not provide a wheelchair user compartment, and a directional sign indicating the location of an accessible restroom is not provided.	
CBC: 11B-216.8	
Other: ADA 216.8, ADA 703, ADA 703.7.2.1	
<b>Replace or reposition dispenser</b>	<b>\$125</b>
Notes: Height to operating mechanism of soap dispenser is 55" AFF (40" max).	
CBC: 11B-603.5	
Other: -	
<b>Provide an accessible path of travel</b>	<b>\$0</b>
Notes: Path of travel in the restroom is 36-1/2" between lavatory counter and fixed trash container and the path of travel from entrance to the ambulatory compartment is 43 inches wide (44" min).	
CBC: 11B-403.5.1	
Other: -	
<b>Reposition clothing hooks</b>	<b>\$125</b>
Notes: Coat hook in ambulatory compartment is 63-1/4" AFF (48" max).	
CBC: 11B-308.1	
Other: ADA 308.1	
<b>Provide or replace compartment door hardware</b>	<b>\$175</b>
Notes: Door on ambulatory compartment does not have handle on the inside of door and is not self-closing.	
CBC: 11B-604.8.1.2	
Other: ADA 604.8.1.2	

**Rohnert Park**

Callinan Sports and Fitness Center

<b>Floor 1</b>	
<b>19 - 2</b>	<b>Multiple User Restroom</b> <span style="float: right;">Category: 2</span>
<b>Modify stall partitions</b>	<b>\$1,000</b>
Notes: No accessible compartment is provided in multi-user restroom with 3 compartments and 3 urinals (1 required). Ambulatory compartment width is 42-1/2 inches (35" min to 37" max).	
CBC: 11B-213.3.1, 11B-604.8.2	
Other: ADA 213.2, ADA 604.8.2	
<b>Replace or modify grab bars</b>	<b>\$300</b>
Notes: Side grab bars extend 53-1/2" from the rear wall (42" long min, start 12" max from wall and extend 54" min from the rear wall).	
CBC: 11B-604.8.2.3	
Other: ADA 604.5.1, ADA 604.8.2.3	
<b>Replace or reposition fixtures</b>	<b>\$1,250</b>
Notes: The centerline of the water closet in the ambulatory compartment is 21-1/4" from the wall (17" min to 19" max).	
CBC: 11B-604.2	
Other: ADA 604.2	



## Rohnert Park

Callinan Sports and Fitness Center

<b>Floor 1</b>	
<b>19 - 3 Multiple User Restroom</b>	<b>Category: 2</b>
<b>Provide or modify urinal shields</b>	<b>\$1,000</b>
Notes: Shields at the low urinal are 30" apart and shields extend 24" and 26" from front of urinal (30" min, 36" min if they extend 24 inches past the front of the urinal).	
CBC: 11B-305.7.1, 11B-605.3	
Other: ADA 305.3, ADA 305.7.1, ADA 605.3	
<b>Adjust shelving, storage, or work space</b>	<b>\$125</b>
Notes: Baby changing table is located in accessible compartment.	
CBC: 11B-226.4	
Other: -	
<b>Provide or replace compartment door hardware</b>	<b>\$175</b>
Notes: Compartment door is not fully self-closing.	
CBC: 11B-604.8.1.2	
Other: ADA 604.8.1.2	
<b>Modify grab bars</b>	<b>\$125</b>
Notes: Rear grab bar extends from the centerline of the water closet 10-3/4" (36" long min, extends 12" and 24" min from centerline of water closet).	
CBC: 11B-604.5.2	
Other: ADA 604.5.2	
<b>Replace or reposition fixtures</b>	<b>\$1,250</b>
Notes: The water closet centerline is 20-3/4 inches from the wall (17" min to 18" max).	
CBC: 11B-604.2	
Other: ADA 604.2	
<b>Replace or reposition dispenser</b>	<b>\$125</b>
Notes: Centerline of the toilet paper roll dispenser is 12 inches in front of the water closet (7" min to 9" max).	
CBC: 11B-604.7	
Other: ADA 604.7	
<b>Install restroom sign</b>	<b>\$500</b>
Notes: The state restroom sign is not provided (required state sign is to be mounted on the center of the door; men - triangle with vertex pointed up). The federal restroom sign is not located at latch side of door.	
CBC: 11B-216.8, 11B-703.7.2.6	
Other: ADA 703	

**Rohnert Park**

Callinan Sports and Fitness Center

<b>Floor 1</b>	
<b>19 - 4</b>	<b>Multiple User Restroom</b> <span style="float: right;">Category: 2</span>
<b>Install restroom sign</b>	<b>\$250</b>
Notes: A federal tactile and braille restroom sign is not provided. A wheelchair user compartment is not provided, and directional sign indicating the location of an accessible restroom is not provided.	
CBC: 11B-216.8	
Other: ADA 216.8, ADA 703, ADA 703.7.2.1	
<b>Provide an accessible path of travel</b>	<b>\$0</b>
Notes: Path of travel is between 41-3/4 inches and 43-1/2 inches wide from the entrance to the accessible compartment (44" min).	
CBC: 11B-403.5.1	
Other: -	
<b>Reposition clothing hooks</b>	<b>\$125</b>
Notes: Coat hook on ambulatory compartment door is 63-5/8" AFF (48" max).	
CBC: 11B-308.1	
Other: ADA 308.1	
<b>Provide or replace compartment door hardware</b>	<b>\$175</b>
Notes: Compartment door does not have an interior handle (handles on both sides req).	
CBC: 11B-604.8.1.2	
Other: ADA 604.8.1.2	
<b>Modify stall partitions</b>	<b>\$1,000</b>
Notes: No accessible compartment is provided in multi-user restroom with 4 compartments (1 required). Ambulatory compartment width is 42 inches (35" min to 37" max).	
CBC: 11B-213.3.1, 11B-604.8.2	
Other: ADA 213.2, ADA 604.8.2	
<b>Replace or reposition dispenser</b>	<b>\$250</b>
Notes: Height to operating mechanism of soap dispenser is 44-1/2" AFF (40" max). Centerline of the toilet paper roll dispenser is 16" in front of the water closet (7" min to 9" max).	
CBC: 11B-603.5, 11B-604.7	
Other: ADA 604.7	
<b>Modify lavatory or counter clearances</b>	<b>\$1,500</b>
Notes: Lavatory counter is 35-1/2" AFF (34" max).	
CBC: 11B-606.3	
Other: ADA 606.3	

**Rohnert Park**

Callinan Sports and Fitness Center

<b>Floor 1</b>	
<b>19 - 4</b>	<b>Multiple User Restroom</b> <span style="float: right;">Category: 2</span>
<b>Replace or reposition fixtures</b>	<b>\$1,250</b>
Notes: The centerline of the water closet in the ambulatory compartment is 21" from the wall (17" min to 19" max).	
CBC: 11B-604.2	
Other: ADA 604.2	
<b>Modify grab bars</b>	<b>\$125</b>
Notes: The side grab bars extend 53-3/8" from the rear wall (start 12" max from wall and extend 54" min from the rear wall).	
CBC: 11B-604.5.1	
Other: ADA 604.5.1	

## Rohnert Park

Callinan Sports and Fitness Center

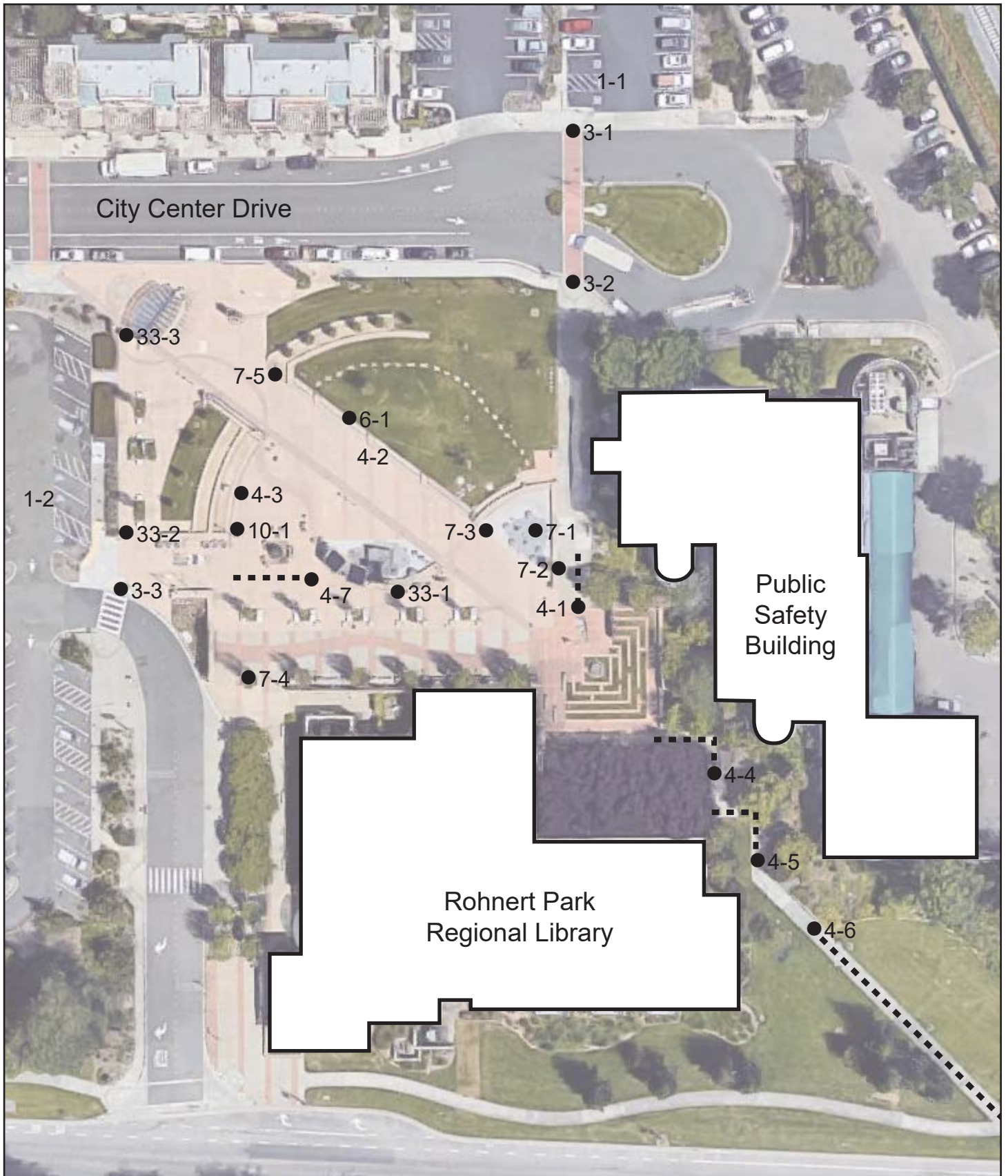
<b>Floor 1</b>	
<b>19 - 5 Multiple User Restroom</b>	Category: 2
<b>Adjust shelving, storage, or work space</b>	\$125
Notes: Baby changing table is located in accessible compartment.	
CBC: 11B-226.4	
Other: -	
<b>Provide or replace compartment door hardware</b>	\$175
Notes: Compartment door is not fully self-closing.	
CBC: 11B-604.8.1.2	
Other: ADA 604.8.1.2	
<b>Replace or reposition fixtures</b>	\$1,250
Notes: The water closet centerline is 16-1/2" from the wall (17" min to 18" max).	
CBC: 11B-604.2	
Other: ADA 604.2	
<b>Replace or reposition dispenser</b>	\$125
Notes: Centerline of the toilet paper roll dispenser is 10" in front of the water closet (7" min to 9" max).	
CBC: 11B-604.7	
Other: ADA 604.7	
<b>Modify grab bars</b>	\$125
Notes: Rear grab bar extends from the centerline of the water closet 11-1/2" (36" long min, extends 12" and 24" min from centerline of water closet).	
CBC: 11B-604.5.2	
Other: ADA 604.5.2	
<b>Install restroom sign</b>	\$250
Notes: The state restroom sign is not provided (required state sign is to be mounted on the center of the door; women - circle). The federal restroom sign is not located at latch side of door.	
CBC: 11B-216.8, 11B-703.7.2.6	
Other: ADA 703	
<b>21 - 1 Dressing, Fitting or Locker Room</b>	Category: 2
<b>Provide clear floor or turning space</b>	\$3,000
Notes: The turning area in the sauna is 50 inches x 52 inches (60 inches min. in diameter).	
CBC: 11B-803.2	
Other: ADA 304.3.1, ADA 304.3.2, ADA 306.3.1, ADA 803.2	
<b>Reposition controls and outlets</b>	\$200
Notes: Sauna control is located 60-1/2 inches AFF (48" max).	
CBC: 11B-308.2.1, 11B-308.2.2	
Other: ADA 308.2.1, ADA 308.2.2	

**Rohnert Park**

Callinan Sports and Fitness Center

<b>Floor 1</b>		
<b>21 - 2</b>	<b>Dressing, Fitting or Locker Room</b>	Category: 2
<b>Provide clear floor or turning space</b>		<b>\$3,000</b>
Notes: The turning area in the sauna is 52 inches x 52-1/2 inches (60 inches min. in diameter).		
CBC: 11B-803.2		
Other: ADA 304.3.1, ADA 304.3.2, ADA 306.3.1, ADA 803.2		
<b>Reposition controls and outlets</b>		<b>\$200</b>
Notes: Sauna control is located 60 inches AFF (48" max).		
CBC: 11B-308.2.1, 11B-308.2.2		
Other: ADA 308.2.1, ADA 308.2.2		
<b>22 - 1</b>	<b>Bathing Facility</b>	Category: 2
<b>Modify an accessible shower seat</b>		<b>\$125</b>
Notes: Clearance between the seat and attachment wall is 3-1/4" (2-1/2" max).		
CBC: 11B-610.3		
Other: ADA 610.3		
<b>Replace water controls</b>		<b>\$500</b>
Notes: Hose is mounted 58-1/2" above the floor (48" max).		
CBC: 11B-608.1		
Other: -		
<b>22 - 2</b>	<b>Bathing Facility</b>	Category: 2
<b>Modify an accessible shower seat</b>		<b>\$125</b>
Notes: Clearance between seat and attachment wall is 3" (2-1/2" max).		
CBC: 11B-610.3		
Other: ADA 610.3		
<b>27 - 1</b>	<b>Assembly Area</b>	Category: 2
<b>Provide accessible seating</b>		<b>\$4,500</b>
Notes: An adequate number of wheelchair spaces are not provided at bleachers. None are provided with a total capacity of approximately 480 spectators (6 min for 301 to 500).		
CBC: 11B-221.2.1.1		
Other: ADA 221.2.1.1		

# City Center Plaza





**Rohnert Park**  
City Center Plaza

<b>Park</b>	
<b>1 - 1</b>	<b>Parking Area</b> <span style="float: right;">Category: 1</span>
<b>Provide adequate striping</b>	<b>\$100</b>
Notes: The words "No Parking" need re-painting in the access aisle.	
CBC: 11B-502.3.3	
Other: -	
<b>Install reserved parking sign</b>	<b>\$1,500</b>
Notes: Signs are mounted on two posts 42 inches and 45 inches above the parking surface (60" min). A tow-away warning sign with contact information is not provided at the street entry or at the accessible parking space. An additional sign or language stating "Minimum Fine \$250" is not provided.	
CBC: 11B-502.6, 11B-502.6.1, 11B-502.6.2, 11B-502.8, 11B-502.8.1, 11B-502.8.2	
Other: ADA 502.6	
<b>Regrade accessible parking space or access aisle</b>	<b>\$4,800</b>
Notes: Slopes of two parking spaces and the access aisle are 5.6% to 9.6% (2.0% max).	
CBC: 11B-502.4	
Other: ADA 502.4	
<b>1 - 2</b>	<b>Parking Area</b> <span style="float: right;">Category: 1</span>
<b>Install reserved parking sign</b>	<b>\$2,250</b>
Notes: An additional sign or language stating "Minimum Fine \$250" is not provided at six of the accessible parking spaces. Contact information is not provided on tow-away warning sign.	
CBC: 11B-502.6.2, 11B-502.8, 11B-502.8.1, 11B-502.8.2	
Other: -	
<b>Provide a pavement stencil</b>	<b>\$210</b>
Notes: Pavement ISA at one signed "Van Accessible" space has been painted over in black.	
CBC: 11B-502.6.4.1, 11B-502.6.4.2	
Other: -	
<b>Regrade accessible parking space or access aisle</b>	<b>\$6,400</b>
Notes: Slope of van parking space is 10.2% near drain (2.0% max). Slope of parking spaces closest to library entrance is up to 2.6% at top of stalls (2.0% max).	
CBC: 11B-502.4	
Other: ADA 502.4	

**Rohnert Park**  
City Center Plaza

<b>Park</b>	
<b>3 - 1</b>	<b>Curb Ramp</b> <span style="float: right;">Category: 1</span>
<b>Provide a level landing</b>	<b>\$2,500</b>
Notes: Gutter slope at the base of the curb ramp is 13.6% (5.0% max).	
CBC: 11B-406.5.8	
Other: ADA 406.2	
<b>Provide detectable warnings</b>	<b>\$1,000</b>
Notes: Detectable warnings are not provided.	
CBC: 11B-247.1.2.2, 11B-705.1.2.2	
Other: -	
<b>Grind or patch vertical change of grade</b>	<b>\$250</b>
Notes: There is a 1/2 inch change in level at the bottom of the curb ramp (flush and free of surface level changes).	
CBC: 11B-405.4, 11B-406.5.4	
Other: ADA 405.4	
<b>3 - 2</b>	<b>Curb Ramp</b> <span style="float: right;">Category: 1</span>
<b>Provide detectable warnings</b>	<b>\$1,000</b>
Notes: Detectable warnings are not provided.	
CBC: 11B-247.1.2.2, 11B-705.1.2.2	
Other: -	
<b>Install, replace or modify curb ramp</b>	<b>\$4,000</b>
Notes: Curb ramp has a cross slope up to 3.5% (2% max). Curb ramp has a running slope of up to 14% (8.33% max).	
CBC: 11B-406.1, 11B-406.2.1, 11B-406.5.7	
Other: ADA 405.2, ADA 405.3, ADA 406.1	
<b>Provide a level landing</b>	<b>\$2,500</b>
Notes: Counter slope at the base of the curb ramp is 7.7% (5.0% max).	
CBC: 11B-406.5.8	
Other: ADA 406.2	
<b>Provide a level landing</b>	<b>\$240</b>
Notes: The top landing has a slope of 4.0% (2.0% max).	
CBC: 11B-406.5.3	
Other: ADA 406.4, ADA 406.7	



**Rohnert Park**  
City Center Plaza

<b>Park</b>	
<b>3 - 3</b>	<b>Curb Ramp</b> <span style="float: right;">Category: 1</span>
<b>Provide detectable warnings</b>	<b>\$1,000</b>
Notes: Truncated domes are spaced 1.65" center-to-center (2.3" min to 2.4" max).	
CBC: 11B-705.1.1.1, 11B-705.1.1.2	
Other: -	
<b>Provide a level landing</b>	<b>\$240</b>
Notes: The top landing has a slope of 3.4% (2.0% max).	
CBC: 11B-406.5.3	
Other: ADA 406.4, ADA 406.7	
<b>4 - 1</b>	<b>Walk</b> <span style="float: right;">Category: 1</span>
<b>Regrade surface</b>	<b>\$2,400</b>
Notes: Cross slope of concrete at labyrinth tile plaza is up to 4.0% for approximately 160 square feet (2.0% max).	
CBC: 11B-403.3	
Other: ADA 403.3	
<b>Grind or patch vertical change of grade</b>	<b>\$0</b>
Notes: Vertical change in level is up to 2 inches between concrete and labyrinth tile plaza (1/4" max or 1/2" max with a 1:2 bevel).	
CBC: 11B-303.2	
Other: ADA 303.2, ADA 303.3	
<b>Repair surface</b>	<b>\$250</b>
Notes: There is a 1 inch wide gap at the concrete expansion joint (1/2" max).	
CBC: 11B-302.3	
Other: ADA 302.3	
<b>4 - 2</b>	<b>Walk</b> <span style="float: right;">Category: 2</span>
<b>Reduce or eliminate opening</b>	<b>\$0</b>
Notes: A hazard is not yet present but the filler in concrete joints will require maintenance so that the gaps between concrete pads do not exceed 1/2 inch.	
CBC: 11B-302.3	
Other: ABA 302.3	
<b>Grind or patch vertical change of grade</b>	<b>\$250</b>
Notes: Vertical changes in level of greater than 1/4 inch is typical at concrete joints in the plaza (1/4" max or 1/2" max with a 1:2 bevel).	
CBC: 11B-303.2	
Other: ADA 303.2, ADA 303.3	

**Rohnert Park**  
City Center Plaza

<b>Park</b>		
<b>4 - 3</b>	<b>Walk</b>	Category: 2
<b>Regrade surface</b>		\$750
Notes: Cross slope is up to 5.8% near drain for approximately 50 square feet (2.0% max).		
CBC: 11B-403.3		
Other: ADA 403.3		
<b>4 - 4</b>	<b>Walk</b>	Category: 1
<b>Regrade surface</b>		\$1,800
Notes: Cross slope of concrete path is up to 5.8% for 30 linear feet (2.0% max).		
CBC: 11B-403.3		
Other: ADA 403.3		
<b>Grind or patch vertical change of grade</b>		\$0
Notes: Vertical change in level is 1-1/4 inch at concrete joint (1/4" max or 1/2" max with a 1:2 bevel).		
CBC: 11B-303.2		
Other: ADA 303.2, ADA 303.3		
<b>4 - 5</b>	<b>Walk</b>	Category: 1
<b>Regrade surface</b>		\$960
Notes: Cross slope of concrete path is up to 4.5% for 64 square feet (2.0% max).		
CBC: 11B-403.3		
Other: ADA 403.3		
<b>Grind or patch vertical change of grade</b>		\$0
Notes: Vertical changes in level are up to 3/4 inch at concrete joints (1/4" max or 1/2" max with a 1:2 bevel).		
CBC: 11B-303.2		
Other: ADA 303.2, ADA 303.3		
<b>4 - 6</b>	<b>Walk</b>	Category: 2
<b>Regrade surface</b>		\$960
Notes: Cross slope is up to 3.2% for 64 square feet (2.0% max) near closest redwood.		
CBC: 11B-403.3		
Other: ADA 403.3		
<b>4 - 7</b>	<b>Walk</b>	Category: 2
<b>Regrade surface</b>		\$1,800
Notes: Cross slope of concrete path is up to 2.8% for 30 linear feet (2.0% max).		
CBC: 11B-403.3		
Other: ADA 403.3		

**Rohnert Park**  
City Center Plaza

<b>Park</b>		
<b>6 - 1</b>	<b>Stairway</b>	Category: 2 or 4
<b>Install a handrail</b>		<b>\$750</b>
Notes: Handrails are not provided on either side of the steps to the grass area (handrails on both sides req). There are four occurrences of stairs with two risers, each 29 inches wide.		
CBC: 11B-505.10.2, 11B-505.10.3, 11B-505.2		
Other: ADA 505.10.2, ADA 505.10.3, ADA 505.2		
<b>Install tread striping</b>		<b>\$250</b>
Notes: No tread striping is provided (required for all treads on an exterior stairway).		
CBC: 11B-504.4.1		
Other: -		
<b>7 - 1</b>	<b>Hazard</b>	Category: 2
<b>Reduce or eliminate opening</b>		<b>\$1,500</b>
Notes: Six drain grates have openings 1 inch by 3-3/4 inches (1/2" max in one direction) and some have longest dimension oriented parallel to path of travel (perpendicular req).		
CBC: 11B-302.3		
Other: ABA 302.3		
<b>7 - 2</b>	<b>Hazard</b>	Category: 2
<b>Grind or patch vertical change of grade</b>		<b>\$250</b>
Notes: Vertical change in level is 1 inch at concrete joint near bench and trash container (1/4" max or 1/2" max with a 1:2 bevel).		
CBC: 11B-303.2, 11B-303.3		
Other: ADA 303.2, ADA 303.3		
<b>7 - 3</b>	<b>Hazard</b>	Category: 2
<b>Reduce or eliminate opening</b>		<b>\$1,250</b>
Notes: Five drain grates have openings 1 inch by 5-3/4 inches (1/2" max in one direction) and some have longest dimension oriented parallel to path of travel (perpendicular req).		
CBC: 11B-302.3		
Other: ABA 302.3		

**Rohnert Park**  
City Center Plaza

<b>Park</b>		
<b>7 - 4</b>	<b>Hazard</b>	Category: 2
<b>Grind or patch vertical change of grade</b>		\$250
Notes: 1-1/2 inch vertical change in level at broken tree grate (1/4" max or 1/2" max with a 1:2 bevel).		
CBC: 11B-303.2, 11B-303.3		
Other: ADA 303.2, ADA 303.3		
<b>Reduce or eliminate opening</b>		\$250
Notes: Opening at broken tree grate is 15 inches by 9 inches (1/2" max in one direction).		
CBC: 11B-302.3		
Other: ABA 302.3		
<b>7 - 5</b>	<b>Hazard</b>	Category: 2
<b>Grind or patch vertical change of grade</b>		\$250
Notes: 6-1/2 inch vertical change in level between walk and adjacent planting area near drain inlet (1/4" max or 1/2" max with a 1:2 bevel).		
CBC: 11B-303.2, 11B-303.3		
Other: ADA 303.2, ADA 303.3		
<b>10 - 1</b>	<b>Drinking Fountain</b>	Category: 3
<b>Provide wing walls</b>		\$1,000
Notes: Unit is not positioned in an alcove and no wing walls or railings are provided (protrusion more than 4" must be mounted below 27" or above 80").		
CBC: 11B-602.9		
Other: ADA 307.1		
<b>Replace or adjust water controls</b>		\$125
Notes: Operating effort of control is 15 lbs on both fountains (5 lbs max).		
CBC: 11B-309.1		
Other: ADA 309.1		
<b>Increase or provide maneuvering or clear floor area</b>		\$1,000
Notes: Slope of the clear floor space at wheelchair fountain is 3.0% (2.0% max).		
CBC: 11B-305.1, 11B-306.1, 11B-306.2.1		
Other: ADA 305.1, ADA 305.3, ADA 305.5, ADA 306.1		
<b>33 - 1</b>	<b>Outdoor Constructed Features</b>	Category: 3
<b>Increase or provide clear floor area</b>		\$500
Notes: Slope of the clear floor space at trash container is 2.4% (2.0% max).		
CBC: -		
Other: ABA 1011.2		

**Rohnert Park**  
City Center Plaza

<b>Park</b>	
<b>33 - 2</b>	<b>Outdoor Constructed Features</b> <span style="float: right;">Category: 3</span>
<b>Increase or provide clear floor area</b>	<b>\$500</b>
Notes: Slope of the clear floor space at trash container is 2.4% (2.0% max).	
CBC: -	
Other: ABA 1011.2	
<b>33 - 3</b>	<b>Outdoor Constructed Features</b> <span style="float: right;">Category: 3</span>
<b>Increase or provide clear floor area</b>	<b>\$500</b>
Notes: Slope of the clear floor space at trash container is 3.7% (2.0% max).	
CBC: -	
Other: ABA 1011.2	

# City Hall

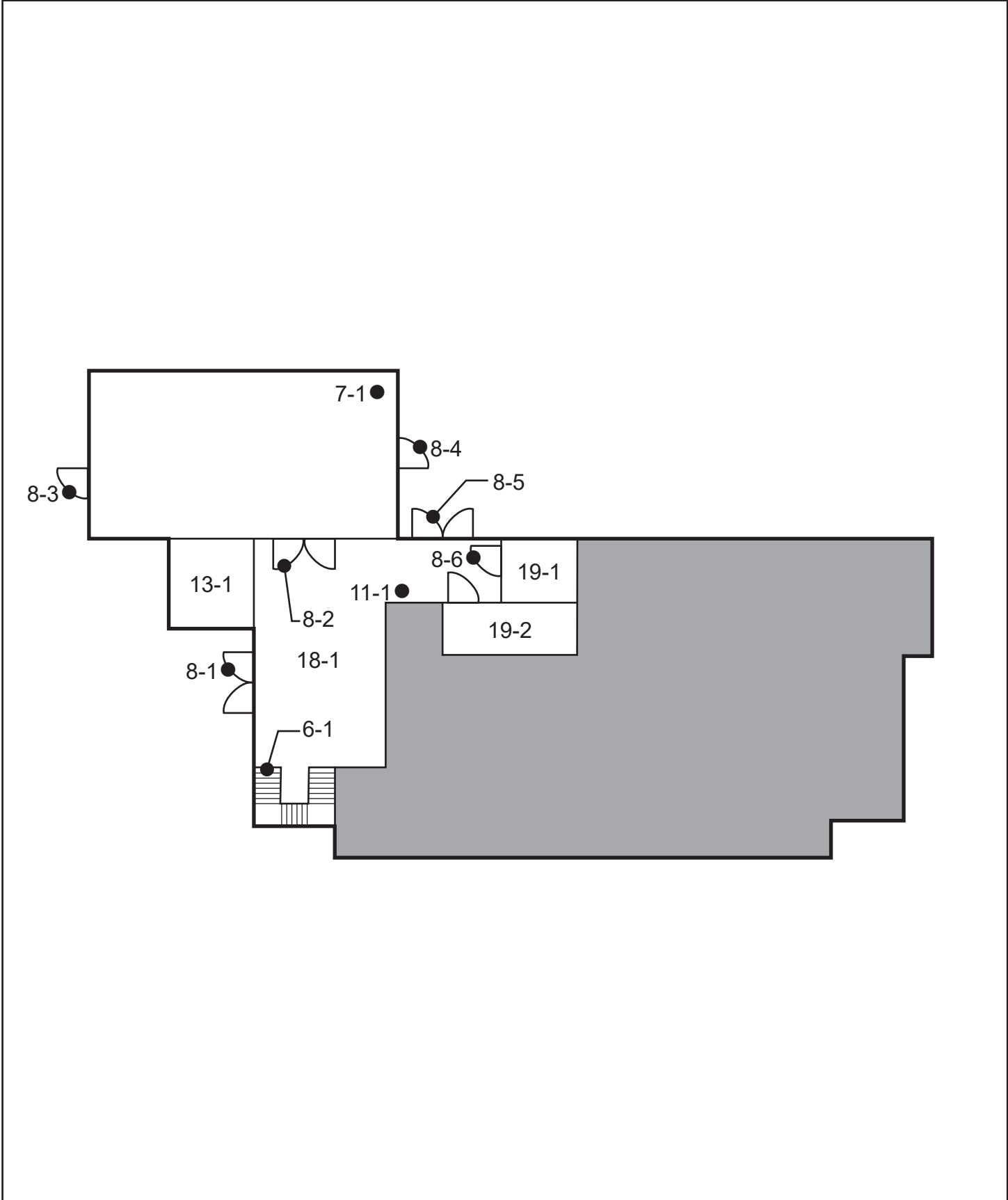
Exterior



Avram Avenue

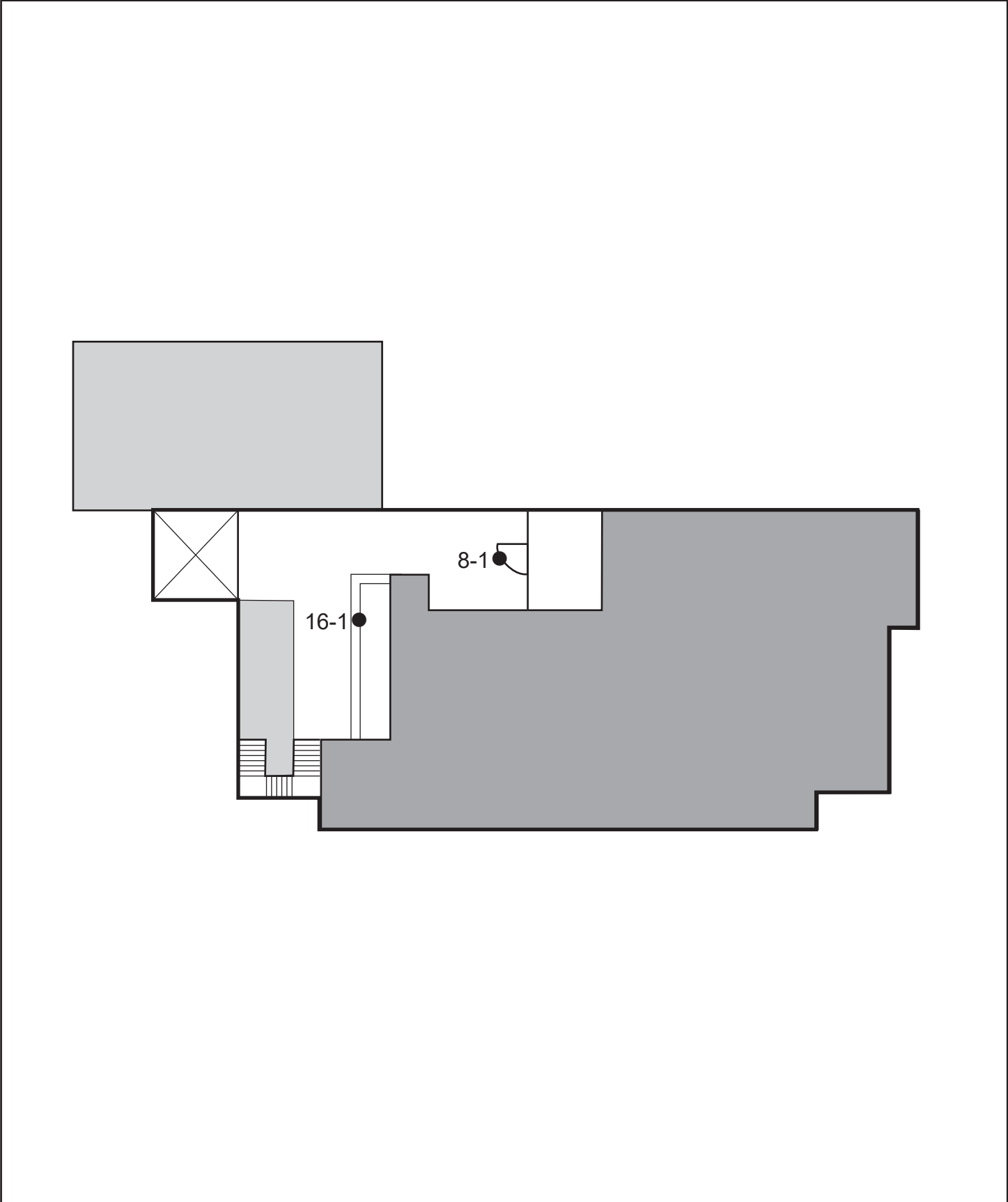
# City Hall

Floor 1



# City Hall

Floor 2





# Rohnert Park

City Hall

<b>Exterior</b>	
<b>1 - 1</b>	<b>Parking Area</b> <span style="float: right;">Category: 1</span>
<b>Provide or modify accessible spaces</b>	<b>\$2,945</b>
Notes: A van accessible parking space is not provided in either area.	
CBC: 11B-208.2.4	
Other: ADA 208.2.4	
<b>Regrade accessible parking space or access aisle</b>	<b>\$3,200</b>
Notes: Slopes of two front parking spaces are 2.7% to 4.3% (2.0% max). Gap is 3/4" wide between permeable concrete and concrete at the bottom of the curb ramp (1/2" max) in front of parking space.	
CBC: 11B-502.4	
Other: ADA 502.4	
<b>Provide adequate striping</b>	<b>\$100</b>
Notes: The words "No Parking" are faded and need maintenance.	
CBC: 11B-502.3.3	
Other: -	
<b>3 - 1</b>	<b>Curb Ramp</b> <span style="float: right;">Category: 1</span>
<b>Provide detectable warnings</b>	<b>\$1,000</b>
Notes: Truncated domes are spaced 1.65" center-to-center (2.3" min to 2.4" max).	
CBC: 11B-705.1.1.1, 11B-705.1.1.2	
Other: -	
<b>Provide a level landing</b>	<b>\$2,500</b>
Notes: Counter slope at the base of the curb ramp is 5.3% (5.0% max).	
CBC: 11B-406.5.8	
Other: ADA 406.2	
<b>3 - 2</b>	<b>Curb Ramp</b> <span style="float: right;">Category: 1</span>
<b>Provide a level landing</b>	<b>\$240</b>
Notes: The top landing has a slope of 2.5% (2.0% max).	
CBC: 11B-406.5.3	
Other: ADA 406.4, ADA 406.7	
<b>Provide detectable warnings</b>	<b>\$1,000</b>
Notes: Truncated domes are spaced 1.65" center-to-center (2.3" min to 2.4" max).	
CBC: 11B-705.1.1.1, 11B-705.1.1.2	
Other: -	
<b>4 - 1</b>	<b>Walk</b> <span style="float: right;">Category: 1</span>
<b>Regrade surface</b>	<b>\$900</b>
Notes: Cross slope of concrete path is up to 3.3% for 15 linear feet (2.0% max).	
CBC: 11B-403.3	
Other: ADA 403.3	

# Rohnert Park

City Hall

Exterior		
<b>4 - 2</b>	<b>Walk</b>	Category: 2
<b>Widen walk</b>		\$1,800
Notes: Width of walk is 47 inches for 30 linear feet (48" min).		
CBC: 11B-403.5.1		
Other: ADA 403.5.1		
<b>Repair surface</b>		\$0
Notes: Gaps at joints are greater than 1/2 inch.		
CBC: 11B-302.3		
Other: ADA 302.3		
<b>4 - 3</b>	<b>Walk</b>	Category: 2
<b>Widen walk</b>		\$3,540
Notes: Width of walk is 44 inches for 59 linear feet between face of tile and back of curb (48" min).		
CBC: 11B-403.5.1		
Other: ADA 403.5.1		
<b>4 - 4</b>	<b>Walk</b>	Category: 1
<b>Regrade surface</b>		\$1,500
Notes: Cross slope of concrete path is up to 3.0% for 25 linear feet (2.0% max).		
CBC: 11B-403.3		
Other: ADA 403.3		
<b>6 - 1</b>	<b>Stairway</b>	Category: 2
<b>Install a handrail</b>		\$750
Notes: A handrail is not provided on one side of the stairway (handrails on both sides req). Bottom extension turns 90 degrees.		
CBC: 11B-505.10.2, 11B-505.10.3, 11B-505.2		
Other: ADA 505.10.2, ADA 505.10.3, ADA 505.2		
<b>7 - 1</b>	<b>Hazard</b>	Category: 2
<b>Reduce or eliminate opening</b>		\$250
Notes: Holes in utility cover are 1" in smallest direction (1/2" max).		
CBC: 11B-302.3		
Other: ABA 302.3		

**Rohnert Park**

City Hall

<b>Exterior</b>	
<b>33 - 1</b>	<b>Outdoor Constructed Features</b> <span style="float: right;">Category: 3</span>
<b>Increase or provide clear floor area</b>	<b>\$500</b>
Notes: Companion seating adjacent to two benches is obstructed by trash and recycling containers (36" by 48" min).	
CBC: -	
Other: ABA 1011.2.1	
<b>Provide an accessible path of travel</b>	<b>\$0</b>
Notes: An accessible route to the benches is not provided due to 1 inch change in level between concrete and compacted gravel surface (1/4" max, 1/2" with a bevel).	
CBC: 11B-206.2.2	
Other: ABA F206.2.2	

**Rohnert Park**

City Hall

<b>Floor 1</b>		
<b>6 - 1</b>	<b>Stairway</b>	Category: 2
<b>Repair stair nosing</b>		\$2,625
Notes: Tread nosing overhangs riser horizontally at 90 degrees (30 degrees max) at a depth of 1-1/4 inches on 21 stairs (rounded with a radius of 1/2" max).		
CBC: 11B-504.5 Other: ADA 504.5		
<b>7 - 1</b>	<b>Hazard</b>	Category: 2
<b>Remove overhanging or protruding objects</b>		\$125
Notes: AED protrudes 6 inches from the wall at 37 inches AFF (4" max. between 27" and 80" AFF).		
CBC: 11B-204.1, 11B-307.2 Other: ADA 204.1, ADA 307.2		
<b>8 - 1</b>	<b>Door/Gate</b>	Category: 1
<b>Attach loose mat to the floor surface</b>		\$125
Notes: Door mat is not securely attached to the interior floor surface.		
CBC: 11B-302.2 Other: ADA 302.2		
<b>Install or modify sign</b>		\$250
Notes: A tactile and braille EXIT sign is not provided.		
CBC: 1011.4 Other: ADA 216.4.1, ADA 703.4.1		
<b>8 - 2</b>	<b>Door/Gate</b>	Category: 2
<b>Provide or modify door kick plate</b>		\$225
Notes: A smooth and uninterrupted kick plate surface is not provided on the push side of either door leaf. Panic hardware is located in the 10" spaces above the finished floor.		
CBC: 11B-404.2.10 Other: ADA 404.2.10		
<b>Relocate existing sign</b>		\$125
Notes: Baseline of top row of tactile letters is 60-1/2 inches AFF (60" max) on both room doors.		
CBC: 11B-703.4.1 Other: ADA 703.4.1		

# Rohnert Park

City Hall

Floor 1		
8 - 3	Door/Gate	Category: 1
<b>Adjust door closer</b>		\$125
Notes: Door opening force is 8 lbs (5 lbs max for exterior door).		
CBC: 11B-404.2.9		
Other: ADA 404.2.9		
<b>Relocate existing sign</b>		\$125
Notes: The tactile and braille exit sign is located on the hinge side of the door (should be on the latch side).		
CBC: 11B-703.4.2		
Other: ADA 703.4.2		
<b>Increase maneuvering space</b>		\$1,000
Notes: Maneuvering clearance at the exit door exterior is 57-1/4 inches to guardrail (60 inches min).		
CBC: 11B-404.2.4.1		
Other: ADA 404.2.4.1		
8 - 4	Door/Gate	Category: 1
<b>Attach loose mat to the floor surface</b>		\$125
Notes: Door mat is not securely attached to floor surface		
CBC: 11B-302.2		
Other: ADA 302.2		
<b>Install or modify sign</b>		\$250
Notes: A tactile and braille exit sign is not provided.		
CBC: 11B-216.2		
Other: ADA 216.2		
8 - 5	Door/Gate	Category: 1
<b>Regrade surface</b>		\$2,500
Notes: Slope on the pull side of the door exterior is 2.5% (2.0% max).		
CBC: 11B-404.2.4.4		
Other: ADA 404.2.4.4		
<b>Attach loose mat to the floor surface</b>		\$125
Notes: Door mat is not securely attached to ground surface.		
CBC: 11B-302.2		
Other: ADA 302.2		
<b>Install or modify sign</b>		\$250
Notes: A tactile and braille EXIT sign is not provided.		
CBC: 1011.4		
Other: ADA 216.4.1, ADA 703.4.1		

**Rohnert Park**

City Hall

<b>Floor 1</b>		
<b>8 - 6</b>	<b>Door/Gate</b>	Category: 2
<b>Adjust door closer</b>		\$125
Notes: Door closer has a sweep time of 2 seconds (5 seconds min closing time from 90 degrees open to 12 degrees).		
CBC: 11B-404.2.8.1		
Other: ADA 404.2.8.1		
<b>11 - 1</b>	<b>Telephone</b>	Category: 2
<b>Reposition phone equipment</b>		\$500
Notes: Controls for the lobby reception phone are greater than 48 inches AFF (48 inches max).		
CBC: 11B-308.3.1, 11B-308.3.2		
Other: ADA 308.3.1, ADA 308.3.2		
<b>13 - 1</b>	<b>Elevator</b>	Category: 1
<b>Adjust or provide elevator signals and indicators</b>		\$200
Notes: The floor indicator numeral is located on the door jamb, but the braille is located beside the numeral (braille required to be located below the floor indicator numeral).		
CBC: 11B-407.2.3.1		
Other: ADA 407.2.3.1		
<b>18 - 1</b>	<b>Room</b>	Category: 2
<b>Attach carpet or tile to the floor surface</b>		\$125
Notes: Carpet is not securely attached to the floor surface in front of the lobby transaction counter.		
CBC: 11B-302.2		
Other: ADA 302.2		
<b>19 - 1</b>	<b>Multiple User Restroom</b>	Category: 2
<b>Reposition toilet flush controls</b>		\$750
Notes: Flush controls are located at the centerline of the water closet in the wide compartment.		
CBC: 11B-604.6		
Other: ADA 604.6		

**Rohnert Park**

City Hall

<b>Floor 1</b>	
<b>19 - 2</b>	<b>Multiple User Restroom</b> <span style="float: right;">Category: 2</span>
<b>Replace or reposition dispenser</b>	<b>\$125</b>
Notes: Centerline of the toilet paper roll dispenser is 12 inches in front of the water closet (7" min to 9" max).	
CBC: 11B-604.7	
Other: ADA 604.7	
<b>Replace or reposition fixtures</b>	<b>\$1,250</b>
Notes: The water closet centerline is 18-1/2 inches from the wall (17" min to 18" max).	
CBC: 11B-604.2	
Other: ADA 604.2	

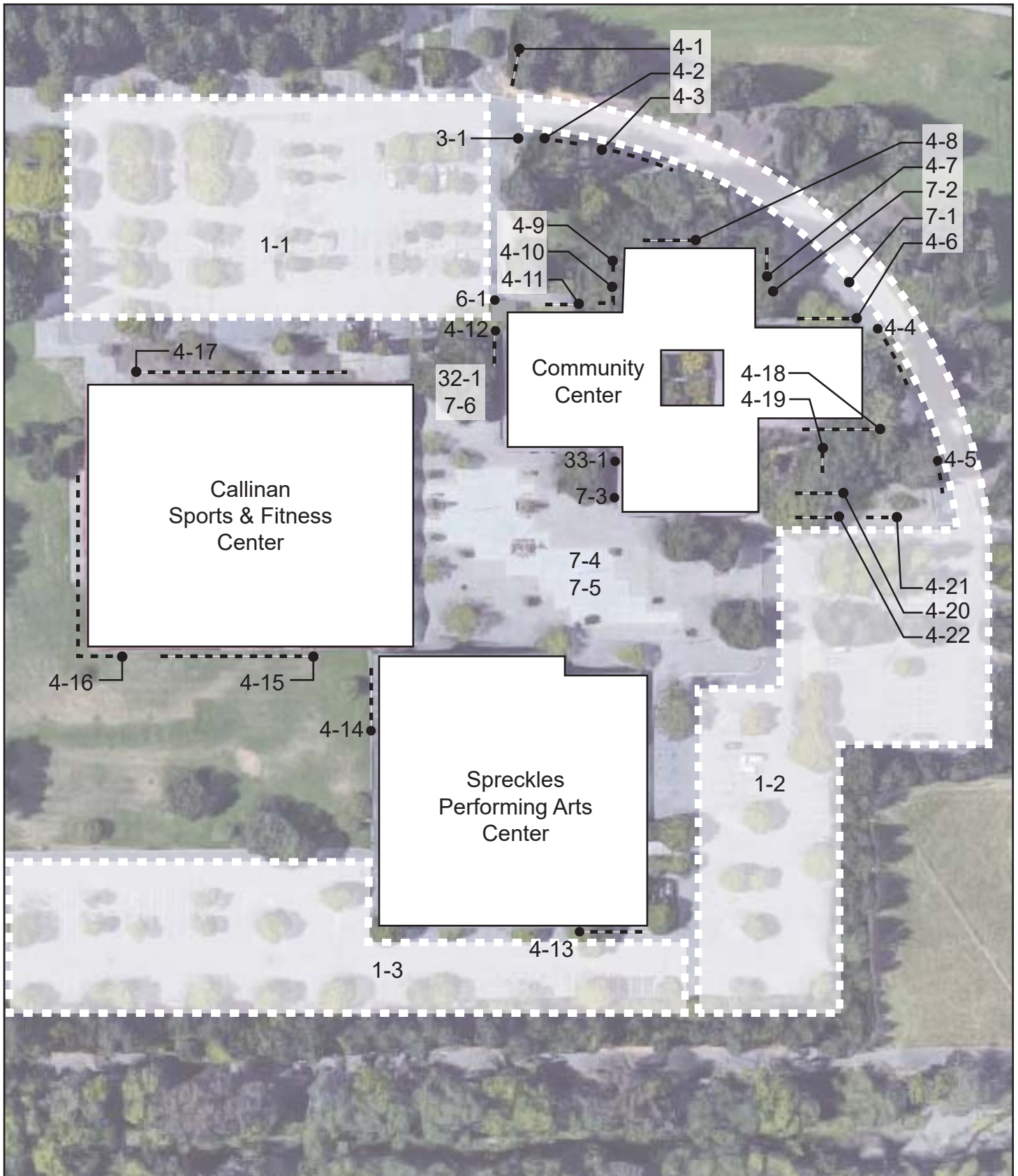
**Rohnert Park**

City Hall

<b>Floor 2</b>	
<b>8 - 1</b>	<b>Door/Gate</b> <span style="float: right;">Category: 2</span>
<b>Relocate existing sign</b>	<b>\$125</b>
Notes: Baseline of top row of tactile letters is 60-1/4 inches AFF (60" max) on conference room door.	
CBC: 11B-703.4.1	
Other: ADA 703.4.1	
<b>Modify door window or side light</b>	<b>\$500</b>
Notes: Lower edge of door window is 44-1/2 inches AFF (43" max).	
CBC: 11B-404.2.11	
Other: ADA 404.2.11	
<b>16 - 1</b>	<b>Built-in Elements</b> <span style="float: right;">Category: 2</span>
<b>Provide an accessible counter</b>	<b>\$1,500</b>
Notes: The lobby counter for development permits is 26-3/4" AFF (28" min to 34" max).	
CBC: 11B-902.3	
Other: ADA 902.3	



# Community Center Campus



# Rohnert Park

## Community Center Campus

<b>Exterior</b>	
<b>1 - 1</b>	<b>Parking Area</b> <span style="float: right;">Category: 1</span>
<b>Provide or modify accessible spaces</b>	<b>\$5,890</b>
Notes: An adequate number of accessible parking spaces is not provided. Four are provided for a lot of 176 spaces (6 min for 151 to 200). Accessible spaces are not the closest parking spaces to entrance.	
CBC: 11B-208.2, 11B-208.3.1	
Other: ADA 208.2, ADA 208.3.1	
<b>Regrade accessible parking space or access aisle</b>	<b>\$6,400</b>
Notes: Slopes of three accessible car parking spaces and one access aisle are up to 3.0% (2.0% max).	
CBC: 11B-502.4	
Other: ADA 502.4	
<b>Install reserved parking sign</b>	<b>\$375</b>
Notes: A tow-away warning sign is not provided at the street entry or at the accessible parking space.	
CBC: 11B-502.8, 11B-502.8.1, 11B-502.8.2	
Other: -	
<b>Provide a pavement stencil</b>	<b>\$0</b>
Notes: Pavement ISA at van space is not aligned to bottom of space due to "van" label.	
CBC: 11B-502.6.4.1, 11B-502.6.4.2	
Other: -	
<b>1 - 2</b>	<b>Parking Area</b> <span style="float: right;">Category: 1</span>
<b>Provide a pavement stencil</b>	<b>\$0</b>
Notes: Pavement ISAs at two van spaces are not aligned to bottom of space due to 'van' label.	
CBC: 11B-502.6.4.1, 11B-502.6.4.2	
Other: -	
<b>1 - 3</b>	<b>Parking Area</b> <span style="float: right;">Category: 1</span>
<b>Provide adequate striping</b>	<b>\$300</b>
Notes: The three accessible parking spaces are 15-1/2 feet long to wheelstop (18 feet total length required).	
CBC: 11B-502.2	
Other: ADA 502.2	
<b>Install reserved parking sign</b>	<b>\$2,250</b>
Notes: Signs are mounted on posts 48" above the parking surface (60" min). An additional sign or language stating "Minimum Fine \$250" is not provided.	
CBC: 11B-502.6, 11B-502.6.1, 11B-502.6.2	
Other: ADA 502.6	

# Rohnert Park

## Community Center Campus

Exterior		
<b>3 - 1</b>	<b>Curb Ramp</b>	Category: 1
<b>Provide a level landing</b>		\$720
Notes: The top landings have slopes of 2.6% and 3.1% (2.0% max). The turning space at the bottom of the parallel curb ramp is 41-3/4" deep to back of curb (48" by 48" min).		
CBC: 11B-406.1.2, 11B-406.3.2, 11B-406.5.3		
Other: ADA 406.4, ADA 406.7		
<b>Provide or relocate crossing or curb markings</b>		\$250
Notes: Curb ramp is not located within a marked crossing.		
CBC: 11B-406.5.1		
Other: ADA 406.5		
<b>4 - 1</b>	<b>Walk</b>	Category: 2
<b>Regrade surface</b>		\$3,450
Notes: Cross slope of concrete path is up to 4.0% for 57-1/2 linear feet (2.0% max).		
CBC: 11B-403.3		
Other: ADA 403.3		
<b>4 - 2</b>	<b>Walk</b>	Category: 2
<b>Widen walk</b>		\$2,760
Notes: Width of walk is 47 inches for 46 linear feet (48 inches min).		
CBC: 11B-403.5.1		
Other: ADA 403.5.1		
<b>Regrade surface</b>		\$0
Notes: Cross slope of concrete path is up to 4.9% in sections (2.0% max).		
CBC: 11B-403.3		
Other: ADA 403.3		
<b>4 - 3</b>	<b>Walk</b>	Category: 2
<b>Regrade surface</b>		\$2,880
Notes: Cross slope of concrete path is up to 3.0% for 48 linear feet (2.0% max).		
CBC: 11B-403.3		
Other: ADA 403.3		

**Rohnert Park**  
Community Center Campus

<b>Exterior</b>		
<b>4 - 4</b>	<b>Walk</b>	Category: 2
<b>Regrade surface</b>		<b>\$2,880</b>
Notes: Cross slope of concrete path is up to 4.0% for 48 linear feet (2.0% max).		
CBC: 11B-403.3		
Other: ADA 403.3		
<b>Grind or patch vertical change of grade</b>		<b>\$0</b>
Notes: Vertical change in level is 1/2" at concrete joint (1/4" max or 1/2" max with a 1:2 bevel).		
CBC: 11B-303.2		
Other: ADA 303.2, ADA 303.3		
<b>4 - 5</b>	<b>Walk</b>	Category: 2
<b>Regrade surface</b>		<b>\$2,340</b>
Notes: Cross slope of concrete path is up to 4.9% for 39 linear feet (2.0% max).		
CBC: 11B-403.3		
Other: ADA 403.3		
<b>4 - 6</b>	<b>Walk</b>	Category: 2
<b>Regrade surface</b>		<b>\$5,640</b>
Notes: Cross slope of concrete path is up to 4.6% for 94 linear feet (2.0% max).		
CBC: 11B-403.3		
Other: ADA 403.3		
<b>Grind or patch vertical change of grade</b>		<b>\$0</b>
Notes: Vertical change in level is 1/2" at two wood spacers (1/4" max or 1/2" max with a 1:2 bevel).		
CBC: 11B-303.2		
Other: ADA 303.2, ADA 303.3		
<b>4 - 7</b>	<b>Walk</b>	Category: 2
<b>Regrade surface</b>		<b>\$2,640</b>
Notes: Cross slope of concrete path is up to 4.2% for 44 linear feet (2.0% max).		
CBC: 11B-403.3		
Other: ADA 403.3		
<b>4 - 8</b>	<b>Walk</b>	Category: 2
<b>Regrade surface</b>		<b>\$2,190</b>
Notes: Cross slope of concrete path is up to 5.7% for 36-1/2 linear feet (2.0% max).		
CBC: 11B-403.3		
Other: ADA 403.3		

**Rohnert Park**  
Community Center Campus

<b>Exterior</b>	
<b>4 - 9</b>	<b>Walk</b> <span style="float: right;">Category: 2</span>
<b>Regrade surface</b>	<b>\$720</b>
Notes: Cross slope of concrete path is up to 2.5% for 12 linear feet (2.0% max).	
CBC: 11B-403.3	
Other: ADA 403.3	
<b>4 - 10</b>	<b>Walk</b> <span style="float: right;">Category: 2</span>
<b>Regrade surface</b>	<b>\$8,640</b>
Notes: Cross slope of concrete path is up to 3.0% for 144 linear feet (2.0% max).	
CBC: 11B-403.3	
Other: ADA 403.3	
<b>4 - 11</b>	<b>Walk</b> <span style="float: right;">Category: 2</span>
<b>Regrade surface</b>	<b>\$720</b>
Notes: Cross slope of concrete path is up to 2.6% for 12 linear feet (2.0% max).	
CBC: 11B-403.3	
Other: ADA 403.3	
<b>4 - 12</b>	<b>Walk</b> <span style="float: right;">Category: 2</span>
<b>Regrade surface</b>	<b>\$10,080</b>
Notes: Cross slope of concrete path is up to 2.4% for 168 linear feet (2.0% max).	
CBC: 11B-403.3	
Other: ADA 403.3	
<b>4 - 13</b>	<b>Walk</b> <span style="float: right;">Category: 2</span>
<b>Regrade surface</b>	<b>\$3,720</b>
Notes: Cross slope of concrete path is up to 5.2% for 62 linear feet (2.0% max).	
CBC: 11B-403.3	
Other: ADA 403.3	
<b>4 - 14</b>	<b>Walk</b> <span style="float: right;">Category: 2</span>
<b>Regrade surface</b>	<b>\$2,820</b>
Notes: Cross slope of concrete path is up to 3.2% for 47 linear feet (2.0% max).	
CBC: 11B-403.3	
Other: ADA 403.3	
<b>4 - 15</b>	<b>Walk</b> <span style="float: right;">Category: 2</span>
<b>Regrade surface</b>	<b>\$7,320</b>
Notes: Cross slope of concrete path is up to 4.2% for 122 linear feet (2.0% max).	
CBC: 11B-403.3	
Other: ADA 403.3	

**Rohnert Park**  
Community Center Campus

<b>Exterior</b>		
<b>4 - 16</b>	<b>Walk</b>	Category: 2
<b>Regrade surface</b>		<b>\$12,000</b>
Notes: Cross slope of concrete path is up to 5.1% for 200 linear feet (2.0% max).		
CBC: 11B-403.3		
Other: ADA 403.3		
<b>4 - 17</b>	<b>Walk</b>	Category: 2
<b>Regrade surface</b>		<b>\$7,200</b>
Notes: Cross slope of concrete path is up to 5.4% for 120 linear feet (2.0% max).		
CBC: 11B-403.3		
Other: ADA 403.3		
<b>4 - 18</b>	<b>Walk</b>	Category: 2
<b>Regrade surface</b>		<b>\$3,900</b>
Notes: Cross slope of concrete path is up to 3.0% for 65 linear feet (2.0% max).		
CBC: 11B-403.3		
Other: ADA 403.3		
<b>4 - 19</b>	<b>Walk</b>	Category: 2
<b>Regrade surface</b>		<b>\$2,160</b>
Notes: Cross slope is up to 4.7% for 144 square feet (2.0% max).		
CBC: 11B-403.3		
Other: ADA 403.3		
<b>Grind or patch vertical change of grade</b>		<b>\$250</b>
Notes: Vertical change in level is 1-1/2" in bike parking (1/4" max or 1/2" max with a 1:2 bevel).		
CBC: 11B-303.2		
Other: ADA 303.2, ADA 303.3		
<b>4 - 20</b>	<b>Walk</b>	Category: 2
<b>Grind or patch vertical change of grade</b>		<b>\$250</b>
Notes: Vertical change in level is up to 1" at wood spacer (1/4" max or 1/2" max with a 1:2 bevel).		
CBC: 11B-303.2		
Other: ADA 303.2, ADA 303.3		
<b>4 - 21</b>	<b>Walk</b>	Category: 2
<b>Regrade surface</b>		<b>\$720</b>
Notes: Cross slope of concrete path is up to 2.3% for 12 linear feet (2.0% max).		
CBC: 11B-403.3		
Other: ADA 403.3		

**Rohnert Park**  
Community Center Campus

<b>Exterior</b>		
<b>4 - 22</b>	<b>Walk</b>	Category: 2
<b>Regrade surface</b>		<b>\$2,280</b>
Notes: Cross slope of concrete path is up to 3.1% for 38 linear feet (2.0% max).		
CBC: 11B-403.3		
Other: ADA 403.3		
<b>6 - 1</b>	<b>Stairway</b>	Category: 2 or 4
<b>Install tread striping</b>		<b>\$30</b>
Notes: No tread striping provided on either riser (required for all treads on an exterior stairway).		
CBC: 11B-504.4.1		
Other: -		
<b>Install a handrail</b>		<b>\$750</b>
Notes: A handrail is not provided on one side of the stairway (handrails on both sides required). The existing handrail does not have an extension at the bottom of the stairway (one tread width sloped and an additional 12 inches parallel to the ground required).		
CBC: 11B-505.10.2, 11B-505.10.3, 11B-505.2		
Other: ADA 505.10.2, ADA 505.10.3, ADA 505.2		
<b>7 - 1</b>	<b>Hazard</b>	Category: 2
<b>Reduce or eliminate opening</b>		<b>\$750</b>
Notes: Three gaps where wood spacer is deteriorated are 1-1/2" wide (1/2" max).		
CBC: 11B-302.3		
Other: ABA 302.3		
<b>7 - 2</b>	<b>Hazard</b>	Category: 2
<b>Grind or patch vertical change of grade</b>		<b>\$250</b>
Notes: Vertical change in level is 3/4" at wood spacer (1/4" max or 1/2" max with a 1:2 bevel).		
CBC: 11B-303.2, 11B-303.3		
Other: ADA 303.2, ADA 303.3		



## Rohnert Park

### Community Center Campus

<b>Exterior</b>	
<b>7 - 3</b>	<b>Hazard</b> <span style="float: right;">Category: 2</span>
<b>Reduce or eliminate opening</b>	<b>\$250</b>
Notes: Gap between deteriorated or failing wood spacers is 1-5/8" (1/2" min).	
CBC: 11B-302.3	
Other: ABA 302.3	
<b>Grind or patch vertical change of grade</b>	<b>\$250</b>
Notes: Vertical changes in level are up to 1 inch at deteriorated wood spacers (1/4" max or 1/2" max with a 1:2 bevel).	
CBC: 11B-303.2, 11B-303.3	
Other: ADA 303.2, ADA 303.3	
<b>7 - 4</b>	<b>Hazard</b> <span style="float: right;">Category: 2</span>
<b>Remove overhanging or protruding objects</b>	<b>\$125</b>
Notes: Tree branches overhang plaza surface at less than 80 inches above the ground in 11 areas.	
CBC: 11B-307.4	
Other: ADA 307.4	
<b>Reduce or eliminate opening</b>	<b>\$2,000</b>
Notes: Openings in 8 tree grate covers are up to 2" (1/2" max).	
CBC: 11B-302.3	
Other: ABA 302.3	
<b>Grind or patch vertical change of grade</b>	<b>\$250</b>
Notes: Vertical change in level is 3/4" between concrete and tree grate (1/4" max or 1/2" max with a 1:2 bevel).	
CBC: 11B-303.2, 11B-303.3	
Other: ADA 303.2, ADA 303.3	
<b>7 - 5</b>	<b>Hazard</b> <span style="float: right;">Category: 2</span>
<b>Reduce or eliminate opening</b>	<b>\$750</b>
Notes: Openings in three drain grates are 1 inch in smallest direction (1/2" max).	
CBC: 11B-302.3	
Other: ABA 302.3	
<b>7 - 6</b>	<b>Hazard</b> <span style="float: right;">Category: 2</span>
<b>Grind or patch vertical change of grade</b>	<b>\$250</b>
Notes: Vertical change in level is 1 inch at concrete joint near picnic area (1/4" max or 1/2" max with a 1:2 bevel).	
CBC: 11B-303.2, 11B-303.3	
Other: ADA 303.2, ADA 303.3	

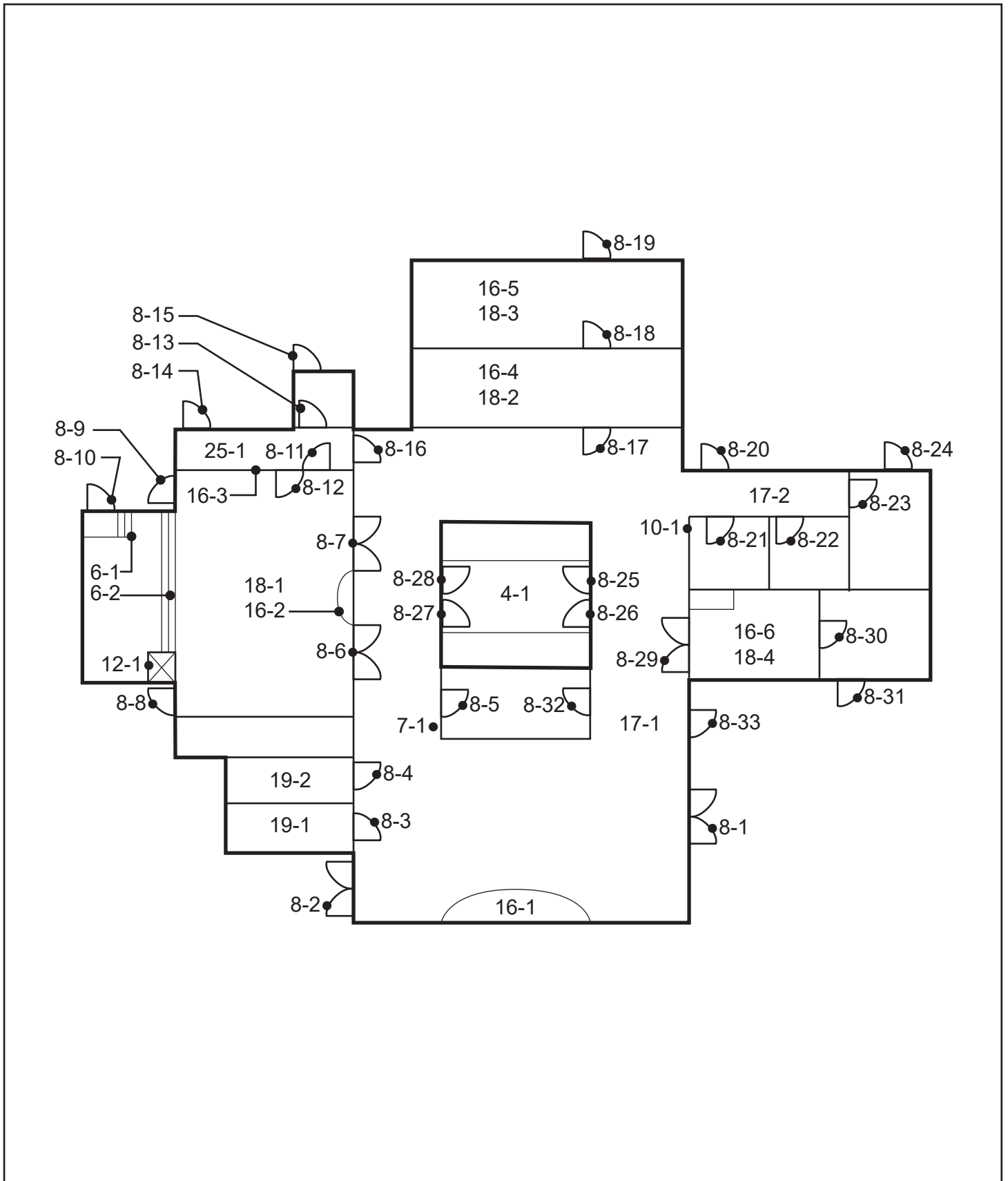


**Rohnert Park**

Community Center Campus

<b>Exterior</b>	
<b>32 - 1 Picnic Area</b>	Category: 2
<b>Regrade surface</b>	\$0
Notes: Clear floor space at one of the accessible tables is oriented towards planting area. Pedestal type table has footing in middle of clear floor space.	
CBC: 11B-305.1 Other: ABA 1011.2.3	
<b>Increase or provide clear floor area</b>	\$700
Notes: A 36 inch min clear space around the picnic table is not provided at shaded table.	
CBC: - Other: ABA 1011.2.1	
<b>33 - 1 Outdoor Constructed Features</b>	Category: 3
<b>Increase or provide clear floor area</b>	\$500
Notes: Slope of the clear floor space at two trash containers is 4.0% (2.0% max).	
CBC: - Other: ABA 1011.2	

# Community Center



**Rohnert Park**  
Community Center

<b>Floor 1</b>		
<b>4 - 1</b>	<b>Walk</b>	Category: 2 or 4
<b>Regrade surface</b>		<b>\$540</b>
Notes: Running slope of decorative bridge is up to 11.1% for 9 linear feet (5.0% max).		
CBC: 11B-403.3		
Other: ADA 403.3		
<b>6 - 1</b>	<b>Stairway</b>	Category: 2
<b>Install a handrail</b>		<b>\$1,500</b>
Notes: A handrail is not provided on one side of the stairway from the stage to the exit door (handrails on both sides req). The existing handrail does not have an extension at the top of the stairs (12 inches and parallel with ground surface) or at the bottom of the stairway (one tread width sloped and an additional 12 inches parallel to the ground required).		
CBC: 11B-505.10.2, 11B-505.10.3, 11B-505.2		
Other: ADA 505.10.2, ADA 505.10.3, ADA 505.2		
<b>Install tread striping</b>		<b>\$30</b>
Notes: No tread striping provided (required for the top and bottom treads on an interior stairway).		
CBC: 11B-504.4.1		
Other: -		
<b>6 - 2</b>	<b>Stairway</b>	Category: 2
<b>Install tread striping</b>		<b>\$30</b>
Notes: No tread striping provided on the stage stairs (required for the top and bottom treads on an interior stairway).		
CBC: 11B-504.4.1		
Other: -		
<b>7 - 1</b>	<b>Hazard</b>	Category: 2
<b>Remove overhanging or protruding objects</b>		<b>\$125</b>
Notes: AED protrudes 6 inches from the wall at 58-1/2 inches AFF (4" max. between 27" and 80" AFF).		
CBC: 11B-204.1, 11B-307.2		
Other: ADA 204.1, ADA 307.2		

**Rohnert Park**  
Community Center

<b>Floor 1</b>		
<b>8 - 1</b>	<b>Door/Gate</b>	<b>Category: 1</b>
<b>Adjust door closer</b>		<b>\$125</b>
Notes: Door opening force of one leaf is 7 lbs and 10 lbs for the other leaf (5 lbs max for exterior door).		
CBC: 11B-404.2.9		
Other: ADA 404.2.9		
<b>Provide or modify door kick plate</b>		<b>\$225</b>
Notes: A smooth and uninterrupted kick plate surface is not provided. A doorstop is located in the 10" space above the finished floor of each door.		
CBC: 11B-404.2.10		
Other: ADA 404.2.10		
<b>Attach loose mat to the floor surface</b>		<b>\$125</b>
Notes: Door mat is not securely attached to the interior floor surface.		
CBC: 11B-302.2		
Other: ADA 302.2		
<b>Install or modify sign</b>		<b>\$250</b>
Notes: A tactile and braille EXIT sign is not provided.		
CBC: 1011.4		
Other: ADA 216.4.1, ADA 703.4.1		
<b>8 - 2</b>	<b>Door/Gate</b>	<b>Category: 1</b>
<b>Adjust door closer</b>		<b>\$125</b>
Notes: Door opening force of one leaf is 10 lbs and 23 lbs for the other leaf (5 lbs max for exterior door) without power assist.		
CBC: 11B-404.2.9		
Other: ADA 404.2.9		
<b>Provide or modify door kick plate</b>		<b>\$225</b>
Notes: A smooth and uninterrupted kick plate surface is not provided. A doorstop is located in the 10" space above the finished floor of each door.		
CBC: 11B-404.2.10		
Other: ADA 404.2.10		
<b>Install or modify sign</b>		<b>\$250</b>
Notes: A tactile and braille EXIT sign is not provided.		
CBC: 1011.4		
Other: ADA 216.4.1, ADA 703.4.1		

**Rohnert Park**  
Community Center

<b>Floor 1</b>		
<b>8 - 3</b>	<b>Door/Gate</b>	Category: 2
<b>Adjust door closer</b>		<b>\$125</b>
Notes: Door opening force is 8 lbs (5 lbs max).		
CBC: 11B-404.2.8.1, 11B-404.2.9		
Other: ADA 404.2.8.1, ADA 404.2.9		
<b>Provide or modify door kick plate</b>		<b>\$225</b>
Notes: A smooth and uninterrupted kick plate surface is not provided. A doorstop and vent are located in the 10" space above the finished floor.		
CBC: 11B-404.2.10		
Other: ADA 404.2.10		
<b>8 - 4</b>	<b>Door/Gate</b>	Category: 2
<b>Adjust door closer</b>		<b>\$125</b>
Notes: Door closer has a sweep time of 2 seconds and door opening force is 7 lbs (5 seconds min closing time from 90 degrees open to 12 degrees and 5 lbs max for door opening force).		
CBC: 11B-404.2.8.1, 11B-404.2.9		
Other: ADA 404.2.8.1, ADA 404.2.9		
<b>Provide or modify door kick plate</b>		<b>\$225</b>
Notes: A smooth and uninterrupted kick plate surface is not provided. A doorstop and vent are located in the 10" space above the finished floor.		
CBC: 11B-404.2.10		
Other: ADA 404.2.10		
<b>8 - 5</b>	<b>Door/Gate</b>	Category: 2
<b>Provide or modify door kick plate</b>		<b>\$225</b>
Notes: A smooth and uninterrupted kick plate surface is not provided. A doorstop is located in the 10" space above the finished floor.		
CBC: 11B-404.2.10		
Other: ADA 404.2.10		
<b>Install or modify sign</b>		<b>\$250</b>
Notes: A tactile and braille permanent room sign is not provided.		
CBC: 11B-216.2		
Other: ADA 216.2		

**Rohnert Park**  
Community Center

<b>Floor 1</b>	
<b>8 - 6</b>	<b>Door/Gate</b>
	Category: 2
<b>Adjust door closer</b>	\$125
Notes: Door closer on one leaf has a sweep time of 4 seconds and door opening force of one leaf is 11-1/2 lbs and 8 lbs for the other leaf (5 seconds min closing time from 90 degrees open to 12 degrees and 5 lbs max for exterior door opening force).	
CBC: 11B-404.2.8.1, 11B-404.2.9	
Other: ADA 404.2.8.1, ADA 404.2.9	
<b>Provide or modify door kick plate</b>	\$225
Notes: A smooth and uninterrupted kick plate surface is not provided. A doorstop and panic hardware are located in the 10" space above the finished floor of each door.	
CBC: 11B-404.2.10	
Other: ADA 404.2.10	
<b>Attach loose mat to the floor surface</b>	\$125
Notes: Door mat is not securely attached to the interior floor surface.	
CBC: 11B-302.2	
Other: ADA 302.2	
<b>8 - 7</b>	<b>Door/Gate</b>
	Category: 2
<b>Provide or modify door kick plate</b>	\$225
Notes: A smooth and uninterrupted kick plate surface is not provided. A doorstop and panic hardware are located in the 10" space above the finished floor of each door.	
CBC: 11B-404.2.10	
Other: ADA 404.2.10	
<b>Attach loose mat to the floor surface</b>	\$125
Notes: Door mat is not securely attached to the interior floor surface.	
CBC: 11B-302.2	
Other: ADA 302.2	

**Rohnert Park**  
Community Center

<b>Floor 1</b>	
<b>8 - 8</b>	<b>Door/Gate</b> <span style="float: right;">Category: 1</span>
<b>Adjust door closer</b>	<b>\$125</b>
Notes: Door closer has a sweep time of 4 seconds and door opening force is 8 lbs (5 seconds min closing time from 90 degrees open to 12 degrees and 5 lbs max for exterior door opening force).	
CBC: 11B-404.2.8.1, 11B-404.2.9	
Other: ADA 404.2.8.1, ADA 404.2.9	
<b>Install or modify sign</b>	<b>\$250</b>
Notes: A tactile and braille EXIT sign is not provided.	
CBC: 1011.4	
Other: ADA 216.4.1, ADA 703.4.1	
<b>Provide or modify door kick plate</b>	<b>\$225</b>
Notes: A smooth and uninterrupted kick plate surface is not provided. A doorstop is located in the 10" space above the finished floor.	
CBC: 11B-404.2.10	
Other: ADA 404.2.10	
<b>Attach loose mat to the floor surface</b>	<b>\$125</b>
Notes: Door mat is not securely attached to ground surface.	
CBC: 11B-302.2	
Other: ADA 302.2	
<b>Provide strike edge clearance</b>	<b>\$0</b>
Notes: Strike-edge clearance at pull side of exit only door is 7 inches (24 inches min EXTERIOR).	
CBC: 11B-404.2.4.1	
Other: ADA 404.2.4.1	

**Rohnert Park**  
Community Center

<b>Floor 1</b>	
<b>8 - 9</b>	<b>Door/Gate</b> <span style="float: right;">Category: 1</span>
<b>Adjust door closer</b>	<b>\$125</b>
Notes: Door opening force is 9-1/2 lbs (5 lbs max for exterior door).	
CBC: 11B-404.2.9	
Other: ADA 404.2.9	
<b>Install or modify sign</b>	<b>\$250</b>
Notes: A tactile and braille EXIT sign is not provided.	
CBC: 1011.4	
Other: ADA 216.4.1, ADA 703.4.1	
<b>Provide or modify door kick plate</b>	<b>\$225</b>
Notes: A smooth and uninterrupted kick plate surface is not provided. A doorstop is located in the 10" space above the finished floor.	
CBC: 11B-404.2.10	
Other: ADA 404.2.10	
<b>Attach loose mat to the floor surface</b>	<b>\$125</b>
Notes: Door mat is not securely attached to ground surface.	
CBC: 11B-302.2	
Other: ADA 302.2	
<b>8 - 10</b>	<b>Door/Gate</b> <span style="float: right;">Category: 1</span>
<b>Adjust door closer</b>	<b>\$125</b>
Notes: Door closer has a sweep time of 4 seconds and door opening force is 9 lbs (5 seconds min closing time from 90 degrees open to 12 degrees and 5 lbs max for exterior door opening force).	
CBC: 11B-404.2.8.1, 11B-404.2.9	
Other: ADA 404.2.8.1, ADA 404.2.9	
<b>8 - 11</b>	<b>Door/Gate</b> <span style="float: right;">Category: 2</span>
<b>Adjust door closer</b>	<b>\$125</b>
Notes: "In" door opening force is 7 lbs (5 lbs max).	
CBC: 11B-404.2.8.1, 11B-404.2.9	
Other: ADA 404.2.8.1, ADA 404.2.9	
<b>Provide or modify door kick plate</b>	<b>\$225</b>
Notes: A smooth and uninterrupted kick plate surface is not provided. A doorstop is located in the 10" space above the finished floor.	
CBC: 11B-404.2.10	
Other: ADA 404.2.10	



**Rohnert Park**  
Community Center

<b>Floor 1</b>		
<b>8 - 12</b>	<b>Door/Gate</b>	<b>Category: 2</b>
<b>Adjust door closer</b>		<b>\$125</b>
Notes: "Out" door opening force is 8 lbs (5 lbs max).		
CBC: 11B-404.2.8.1, 11B-404.2.9		
Other: ADA 404.2.8.1, ADA 404.2.9		
<b>Provide or modify door kick plate</b>		<b>\$225</b>
Notes: A smooth and uninterrupted kick plate surface is not provided. A doorstop is located in the 10" space above the finished floor.		
CBC: 11B-404.2.10		
Other: ADA 404.2.10		
<b>8 - 13</b>	<b>Door/Gate</b>	<b>Category: 1</b>
<b>Provide strike edge clearance</b>		<b>\$2,500</b>
Notes: Strike-edge clearance at pull side of door is 4 inches (18 inches interior).		
CBC: 11B-404.2.4.1		
Other: ADA 404.2.4.1		
<b>8 - 14</b>	<b>Door/Gate</b>	<b>Category: 1</b>
<b>Provide or modify door kick plate</b>		<b>\$225</b>
Notes: A smooth and uninterrupted kick plate surface is not provided. A doorstop is located in the 10" space above the finished floor.		
CBC: 11B-404.2.10		
Other: ADA 404.2.10		
<b>Install or modify sign</b>		<b>\$250</b>
Notes: A tactile and braille EXIT sign is not provided.		
CBC: 1011.4		
Other: ADA 216.4.1, ADA 703.4.1		
<b>8 - 15</b>	<b>Door/Gate</b>	<b>Category: 1</b>
<b>Install or modify sign</b>		<b>\$250</b>
Notes: A tactile or braille exit route sign is not provided.		
CBC: 1011.4		
Other: ADA 216.4.1		

**Rohnert Park**  
Community Center

<b>Floor 1</b>		
<b>8 - 16</b>	<b>Door/Gate</b>	<b>Category: 2</b>
<b>Adjust door closer</b>		<b>\$125</b>
Notes: Door opening force is 6 lbs (5 lbs max).		
CBC: 11B-404.2.8.1, 11B-404.2.9		
Other: ADA 404.2.8.1, ADA 404.2.9		
<b>Provide or modify door kick plate</b>		<b>\$225</b>
Notes: A smooth and uninterrupted kick plate surface is not provided. A doorstop is located in the 10" space above the finished floor.		
CBC: 11B-404.2.10		
Other: ADA 404.2.10		
<b>8 - 17</b>	<b>Door/Gate</b>	<b>Category: 2</b>
<b>Provide or modify door kick plate</b>		<b>\$225</b>
Notes: A smooth and uninterrupted kick plate surface is not provided. A doorstop is located in the 10" space above the finished floor.		
CBC: 11B-404.2.10		
Other: ADA 404.2.10		
<b>Install or modify sign</b>		<b>\$250</b>
Notes: A tactile and braille exit route sign is not provided.		
CBC: 1011.4		
Other: ADA 216.4.1		
<b>Attach loose mat to the floor surface</b>		<b>\$125</b>
Notes: Door mat is not securely attached to ground surface.		
CBC: 11B-302.2		
Other: ADA 302.2		
<b>Provide strike edge clearance</b>		<b>\$0</b>
Notes: Push side strike-edge clearance at front approach door with a closer is 0 inches due to recycling container (12 inches min).		
CBC: 11B-404.2.4.1		
Other: ADA 404.2.4.1		

**Rohnert Park**  
Community Center

<b>Floor 1</b>	
<b>8 - 18</b>	<b>Door/Gate</b> <span style="float: right;">Category: 2</span>
<b>Install or modify sign</b>	<b>\$250</b>
Notes: A tactile and braille exit route sign is not provided.	
CBC: 1011.4	
Other: ADA 216.4.1	
<b>Provide strike edge clearance</b>	<b>\$0</b>
Notes: Strike-edge clearance at pull side of door is reduced to 3 inches due to furniture (18 inches min).	
CBC: 11B-404.2.4.1	
Other: ADA 404.2.4.1	
<b>8 - 19</b>	<b>Door/Gate</b> <span style="float: right;">Category: 1</span>
<b>Adjust door closer</b>	<b>\$125</b>
Notes: Door opening force is 11 lbs (5 lbs max for exterior door).	
CBC: 11B-404.2.9	
Other: ADA 404.2.9	
<b>Install or modify sign</b>	<b>\$250</b>
Notes: A tactile and braille EXIT sign is not provided.	
CBC: 1011.4	
Other: ADA 216.4.1, ADA 703.4.1	
<b>Provide or modify door kick plate</b>	<b>\$225</b>
Notes: A smooth and uninterrupted kick plate surface is not provided. A doorstop is located in the 10" space above the finished floor.	
CBC: 11B-404.2.10	
Other: ADA 404.2.10	
<b>Attach loose mat to the floor surface</b>	<b>\$125</b>
Notes: Door mat is not securely attached to ground surface.	
CBC: 11B-302.2	
Other: ADA 302.2	

**Rohnert Park**  
Community Center

<b>Floor 1</b>		
<b>8 - 20</b>	<b>Door/Gate</b>	Category: 1
<b>Install or modify sign</b>		<b>\$250</b>
Notes: A tactile and braille EXIT sign is not provided.		
CBC: 1011.4		
Other: ADA 216.4.1, ADA 703.4.1		
<b>Provide or modify door kick plate</b>		<b>\$225</b>
Notes: A smooth and uninterrupted kick plate surface is not provided. A doorstop is located in the 10" space above the finished floor.		
CBC: 11B-404.2.10		
Other: ADA 404.2.10		
<b>Attach loose mat to the floor surface</b>		<b>\$125</b>
Notes: Door mat is not securely attached to ground surface.		
CBC: 11B-302.2		
Other: ADA 302.2		
<b>8 - 21</b>	<b>Door/Gate</b>	Category: 2
<b>Install or modify sign</b>		<b>\$250</b>
Notes: A tactile and braille room sign is not provided.		
CBC: 11B-216.2		
Other: ADA 216.2		
<b>Provide or modify door kick plate</b>		<b>\$225</b>
Notes: A smooth and uninterrupted kick plate surface is not provided. A doorstop is located in the 10" space above the finished floor.		
CBC: 11B-404.2.10		
Other: ADA 404.2.10		
<b>8 - 22</b>	<b>Door/Gate</b>	Category: 2
<b>Install or modify sign</b>		<b>\$250</b>
Notes: A tactile and braille room sign is not provided.		
CBC: 11B-216.2		
Other: ADA 216.2		
<b>Adjust door closer</b>		<b>\$125</b>
Notes: Door closer has a sweep time of 4 seconds (5 seconds min closing time from 90 degrees open to 12 degrees).		
CBC: 11B-404.2.8.1		
Other: ADA 404.2.8.1		

**Rohnert Park**  
Community Center

<b>Floor 1</b>		
<b>8 - 23</b>	<b>Door/Gate</b>	Category: 2
<b>Install or modify sign</b>		<b>\$250</b>
Notes: A tactile and braille exit route sign is not provided.		
CBC: 1011.4		
Other: ADA 216.4.1		
<b>Adjust door closer</b>		<b>\$125</b>
Notes: Door closer has a sweep time of 4 seconds and door opening force is 17 lbs (5 seconds min closing time from 90 degrees open to 12 degrees and 5 lbs max for door opening force).		
CBC: 11B-404.2.8.1, 11B-404.2.9		
Other: ADA 404.2.8.1, ADA 404.2.9		
<b>Provide or modify door kick plate</b>		<b>\$225</b>
Notes: A smooth and uninterrupted kick plate surface is not provided. A doorstop is located in the 10" space above the finished floor.		
CBC: 11B-404.2.10		
Other: ADA 404.2.10		
<b>8 - 24</b>	<b>Door/Gate</b>	Category: 1
<b>Install or modify sign</b>		<b>\$250</b>
Notes: A tactile and braille EXIT sign is not provided.		
CBC: 1011.4		
Other: ADA 216.4.1, ADA 703.4.1		
<b>Provide or modify door kick plate</b>		<b>\$225</b>
Notes: A smooth and uninterrupted kick plate surface is not provided. Weather stripping and a door stop are located in the 10" space above the finished floor.		
CBC: 11B-404.2.10		
Other: ADA 404.2.10		
<b>Adjust door closer</b>		<b>\$125</b>
Notes: Door opening force is 7-1/2 lbs (5 lbs max for exterior door).		
CBC: 11B-404.2.9		
Other: ADA 404.2.9		
<b>8 - 25</b>	<b>Door/Gate</b>	Category: 2 or 4
<b>Locked or Alarmed Door - Not Surveyed</b>		<b>\$0</b>
Notes: Door not surveyed.		
CBC: -		
Other: -		

**Rohnert Park**  
Community Center

<b>Floor 1</b>		
<b>8 - 26</b>	<b>Door/Gate</b>	Category: 2 or 4
<b>Adjust door closer</b>		\$125
Notes: Door closer has a sweep time of 4 seconds and door opening force is 12 lbs (5 seconds min closing time from 90 degrees open to 12 degrees and 5 lbs max for door opening force).		
CBC: 11B-404.2.8.1, 11B-404.2.9		
Other: ADA 404.2.8.1, ADA 404.2.9		
<b>Attach loose mat to the floor surface</b>		\$125
Notes: Door mat is not securely attached to ground surface.		
CBC: 11B-302.2		
Other: ADA 302.2		
<b>Provide or modify door kick plate</b>		\$225
Notes: A smooth and uninterrupted kick plate surface is not provided. A doorstop is located in the 10" space above the finished floor.		
CBC: 11B-404.2.10		
Other: ADA 404.2.10		
<b>8 - 27</b>	<b>Door/Gate</b>	Category: 2 or 4
<b>Locked or Alarmed Door - Not Surveyed</b>		\$0
Notes: Door not surveyed.		
CBC: -		
Other: -		
<b>8 - 28</b>	<b>Door/Gate</b>	Category: 2 or 4
<b>Locked or Alarmed Door - Not Surveyed</b>		\$0
Notes: Door not surveyed.		
CBC: -		
Other: -		
<b>8 - 29</b>	<b>Door/Gate</b>	Category: 2
<b>Provide or modify door kick plate</b>		\$225
Notes: Smooth and uninterrupted kick plate surfaces are not provided. A doorstop is located in the 10" space above the finished floor on each leaf.		
CBC: 11B-404.2.10		
Other: ADA 404.2.10		
<b>Adjust door closer</b>		\$125
Notes: Door closer on each leaf has a sweep time of 4 seconds and door opening force of each leaf is 6 lbs (5 seconds min closing time from 90 degrees open to 12 degrees and 5 lbs max for door opening force).		
CBC: 11B-404.2.8.1, 11B-404.2.9		
Other: ADA 404.2.8.1, ADA 404.2.9		

**Rohnert Park**  
Community Center

<b>Floor 1</b>	
<b>8 - 30</b>	<b>Door/Gate</b> <span style="float: right;">Category: 2</span>
<b>Adjust door closer</b>	<b>\$125</b>
Notes: Door closer has a sweep time of 3 seconds and door opening force is 6 lbs (5 seconds min closing time from 90 degrees open to 12 degrees and 5 lbs max for door opening force).	
CBC: 11B-404.2.8.1, 11B-404.2.9	
Other: ADA 404.2.8.1, ADA 404.2.9	
<b>Provide or modify door kick plate</b>	<b>\$225</b>
Notes: A smooth and uninterrupted kick plate surface is not provided. A doorstop is located in the 10" space above the finished floor.	
CBC: 11B-404.2.10	
Other: ADA 404.2.10	
<b>Install or modify sign</b>	<b>\$250</b>
Notes: A tactile or braille exit route sign is not provided.	
CBC: 1011.4	
Other: ADA 216.4.1	
<b>8 - 31</b>	<b>Door/Gate</b> <span style="float: right;">Category: 1</span>
<b>Adjust door closer</b>	<b>\$125</b>
Notes: Door opening force is 9 lbs (5 lbs max for exterior door).	
CBC: 11B-404.2.9	
Other: ADA 404.2.9	
<b>Install or modify sign</b>	<b>\$250</b>
Notes: A tactile and braille EXIT sign is not provided.	
CBC: 1011.4	
Other: ADA 216.4.1, ADA 703.4.1	
<b>8 - 32</b>	<b>Door/Gate</b> <span style="float: right;">Category: 2</span>
<b>Provide or modify door kick plate</b>	<b>\$225</b>
Notes: A smooth and uninterrupted kick plate surface is not provided. A doorstop is located in the 10" space above the finished floor.	
CBC: 11B-404.2.10	
Other: ADA 404.2.10	
<b>Install or modify sign</b>	<b>\$250</b>
Notes: A tactile or braille permanent room sign is not provided.	
CBC: 11B-216.2	
Other: ADA 216.2	

**Rohnert Park**  
Community Center

<b>Floor 1</b>		
<b>8 - 33</b>	<b>Door/Gate</b>	Category: 1
<b>Adjust door closer</b>		\$125
Notes: Door closer has a sweep time of 3 seconds and door opening force is 8 lbs (5 seconds min closing time from 90 degrees open to 12 degrees and 5 lbs max for exterior door opening force).		
CBC: 11B-404.2.8.1, 11B-404.2.9		
Other: ADA 404.2.8.1, ADA 404.2.9		
<b>Install or modify sign</b>		\$250
Notes: A tactile and braille EXIT sign is not provided.		
CBC: 1011.4		
Other: ADA 216.4.1, ADA 703.4.1		
<b>Attach loose mat to the floor surface</b>		\$125
Notes: Door mat is not securely attached to ground surface.		
CBC: 11B-302.2		
Other: ADA 302.2		
<b>Provide or modify door kick plate</b>		\$225
Notes: A smooth and uninterrupted kick plate surface is not provided. A doorstop is located in the 10" space above the finished floor.		
CBC: 11B-404.2.10		
Other: ADA 404.2.10		
<b>10 - 1</b>	<b>Drinking Fountain</b>	Category: 3
<b>Raise or lower fountain</b>		\$0
Notes: Space between floor and bottom of fountain is 26 inches (27 inches min)		
CBC: 11B-602.4		
Other: ADA 602.4		
<b>Install an additional high or low fountain</b>		\$3,000
Notes: A higher standing person fountain is not provided.		
CBC: 11B-211.2		
Other: ADA 211.2		
<b>12 - 1</b>	<b>Building Level / Lift</b>	Category: 2
<b>Modify lift</b>		\$0
Notes: The lift was not surveyed because it was not operable.		
CBC: 11B-410.1		
Other: -		



**Rohnert Park**  
Community Center

<b>Floor 1</b>		
<b>16 - 1</b>	<b>Built-in Elements</b>	Category: 2
<b>Provide an accessible counter</b>		\$1,500
Notes: Accessible counter in the lobby is 35 inches long (36 inches min).		
CBC: 11B-904.4		
Other: -		
<b>16 - 2</b>	<b>Built-in Elements</b>	Category: 2
<b>Provide an accessible counter</b>		\$1,500
Notes: Accessible counter at the wet bar is 28 inches long (36 inches min).		
CBC: 11B-904.4		
Other: -		
<b>16 - 3</b>	<b>Built-in Elements</b>	Category: 2
<b>Provide an accessible counter</b>		\$1,500
Notes: Serving counter at the kitchen is 41-3/4 inches AFF (34 inches max).		
CBC: 11B-904.4		
Other: ADA 904.4.1		
<b>16 - 4</b>	<b>Built-in Elements</b>	Category: 2
<b>Provide an accessible counter</b>		\$1,500
Notes: The counter top in the craft room is 36 inches AFF (28" min to 34" max).		
CBC: 11B-902.3		
Other: ADA 902.3		
<b>16 - 5</b>	<b>Built-in Elements</b>	Category: 2
<b>Provide an accessible counter</b>		\$1,500
Notes: The counter top in the ceramics room is 36-1/2 inches AFF (28" min to 34" max).		
CBC: 11B-902.3		
Other: ADA 902.3		
<b>16 - 6</b>	<b>Built-in Elements</b>	Category: 2
<b>Widen aisle</b>		\$1,000
Notes: Aisle at wet bar is 24 inches wide (36" min).		
CBC: 11B-403.5.1, 11B-904.3		
Other: ADA 403.1, ADA 403.5.1, ADA 904.3		
<b>Increase or provide maneuvering or clear floor space</b>		\$1,000
Notes: Clear space behind the wet bar is 46 inches (30 by 48 inches min).		
CBC: 11B-305.3, 11B-305.5		
Other: ADA 305.3, ADA 305.5		

**Rohnert Park**  
Community Center

<b>Floor 1</b>		
<b>17 - 1</b>	<b>Corridor / Aisle</b>	Category: 2
<b>Install or modify EXIT signs</b>		\$250
Notes: Exit passageway is not identified by a tactile and braille exit sign.		
CBC: 11B-216.4.1		
Other: ADA 216.4.1		
<b>17 - 2</b>	<b>Corridor / Aisle</b>	Category: 2
<b>Install or modify EXIT signs</b>		\$250
Notes: Exit passageway is not identified by a tactile and braille exit sign.		
CBC: 11B-216.4.1		
Other: ADA 216.4.1		
<b>18 - 1</b>	<b>Room</b>	Category: 2
<b>Reposition controls and outlets</b>		\$200
Notes: The audiovisual control is located at 62 inches (48 inches max).		
CBC: 11B-308.2.1		
Other: ADA 308.2, ADA 308.2.1		
<b>Provide clear floor or turning space</b>		\$1,000
Notes: The turning area in the interior of the wet bar is reduced to 32 inches by an obstruction at floor level (60 inches min. in diameter).		
CBC: 11B-304.3		
Other: ADA 304.3, ADA 304.3.2, ADA 306.3.1		
<b>18 - 2</b>	<b>Room</b>	Category: 2
<b>Provide knee and toe clearance</b>		\$1,500
Notes: Knee space is 22 inches high when measured from the front edge of the sink.		
CBC: 11B-306.3.1		
Other: ADA 306.3.1		
<b>Insulate water lines</b>		\$125
Notes: The pipes at the sink are not fully insulated.		
CBC: 11B-606.5		
Other: ADA 606.5		
<b>Reposition controls and outlets</b>		\$200
Notes: The paper towel dispenser is located 54 inches AFF (48 inches max).		
CBC: 11B-308.3.1, 11B-308.3.2		
Other: ADA 308.3.1, ADA 308.3.2		

**Rohnert Park**  
Community Center

<b>Floor 1</b>	
<b>18 - 3</b>	<b>Room</b> <span style="float: right;">Category: 2</span>
<b>Provide knee and toe clearance</b>	<b>\$1,500</b>
Notes: Knee space is 22-1/4 inches high when measured from the front edge of the sink.	
CBC: 11B-306.3.1	
Other: ADA 306.3.1	
<b>Reposition controls and outlets</b>	<b>\$200</b>
Notes: The paper towel dispenser is located 54-1/2 inches AFF (48 inches max).	
CBC: 11B-308.3.1, 11B-308.3.2	
Other: ADA 308.3.1, ADA 308.3.2	
<b>18 - 4</b>	<b>Room</b> <span style="float: right;">Category: 2</span>
<b>Provide accessible counter and/or sink</b>	<b>\$3,000</b>
Notes: The height of the counter and sink is 36 inches (34" max).	
CBC: 11B-606.3, 11B-606.7, 11B-804.4	
Other: ADA 606.3	
<b>Reposition controls and outlets</b>	<b>\$200</b>
Notes: The microwave controls are located at 61 inches over a 36 inch high counter (<46 inches if obstruction is 34 inches max AFF and between 10 and 24 inches in depth).	
CBC: 11B-308.3.1, 11B-308.3.2	
Other: ADA 308.3.1, ADA 308.3.2	

**Rohnert Park**  
Community Center

<b>Floor 1</b>	
<b>19 - 1</b>	<b>Multiple User Restroom</b> <span style="float: right;">Category: 2</span>
<b>Provide an accessible path of travel</b>	<b>\$0</b>
Notes: Path of travel is 41-1/2 inches wide from the entrance to the accessible compartment (44 inches min).	
CBC: 11B-403.5.1	
Other: -	
<b>Reposition clothing hooks</b>	<b>\$125</b>
Notes: Coat hooks are 55 inches AFF (48 inches max).	
CBC: 11B-603.4	
Other: ADA 308.1	
<b>Replace or reposition dispenser</b>	<b>\$250</b>
Notes: Height to operating mechanism of paper towel dispenser is 48 inches AFF (40 inches max). Centerline of the toilet paper roll dispenser is 10 inches in front of the water closet (7" min to 9" max).	
CBC: 11B-603.5, 11B-604.7	
Other: ADA 604.7	
<b>Adjust shelving, storage, or work space</b>	<b>\$125</b>
Notes: Baby changing table is located in accessible compartment.	
CBC: 11B-226.4	
Other: -	
<b>Provide an ambulatory accessible compartment</b>	<b>\$2,500</b>
Notes: There are 8 compartments. In addition to the wide compartment, at least one ambulatory front transfer compartment is required when there are 6 or more water closets.	
CBC: 11B-213.3.1, 11B-604.8.2	
Other: ADA 213.3.1, ADA 604.8.2	
<b>Install restroom sign</b>	<b>\$250</b>
Notes: The clear floor space at the federal restroom sign overlaps with swing of door (sign containing tactile characters located so that a clear floor space of 18 inches x 18 inches min. is provided beyond the arc of the door swing).	
CBC: -	
Other: ADA 703	

**Rohnert Park**  
Community Center

<b>Floor 1</b>	
<b>19 - 2</b>	<b>Multiple User Restroom</b> <span style="float: right;">Category: 2</span>
<b>Provide an accessible path of travel</b>	<b>\$0</b>
Notes: Path of travel is 42 inches wide from the entrance to the accessible compartment (44 inches min).	
CBC: 11B-403.5.1	
Other: -	
<b>Reposition clothing hooks</b>	<b>\$125</b>
Notes: Coat hooks are 56 inches AFF (48 inches max).	
CBC: 11B-603.4	
Other: ADA 308.1	
<b>Replace or reposition mirror</b>	<b>\$150</b>
Notes: Bottom of mirror's reflecting surface is 40-3/4 inches AFF (40 inches max).	
CBC: 11B-603.3	
Other: ADA 603.3	
<b>Modify lavatory or counter clearances</b>	<b>\$1,500</b>
Notes: Clear space beneath the lavatory is 28-1/2 inches at front apron (29 inches min).	
CBC: 11B-306.3.1	
Other: -	
<b>Replace or reposition dispenser</b>	<b>\$250</b>
Notes: Height to operating mechanism of paper towel dispenser is 48 inches AFF (40 inches max). Centerline of the toilet paper roll dispenser is 10 inches in front of the water closet (7" min to 9" max).	
CBC: 11B-603.5, 11B-604.7	
Other: ADA 604.7	
<b>Adjust shelving, storage, or work space</b>	<b>\$125</b>
Notes: Baby changing table is located in accessible compartment.	
CBC: 11B-226.4	
Other: -	
<b>Install restroom sign</b>	<b>\$250</b>
Notes: The clear floor space at the federal restroom sign overlaps with swing of door (sign containing tactile characters located so that a clear floor space of 18 inches x 18 inches min. is provided beyond the arc of the door swing).	
CBC: -	
Other: ADA 703	

**Rohnert Park**  
Community Center

<b>Floor 1</b>	
<b>25 - 1</b>	<b>Kitchen</b> <span style="float: right;">Category: 2 or 4</span>
<b>Modify counter height</b>	<b>\$1,500</b>
Notes: Height of kitchen work surface is 36 inches AFF (28" min to 34" max).	
CBC: 11B-902.3	
Other: ADA 902.3	
<b>Replace or reposition dispenser/appliance</b>	<b>\$250</b>
Notes: Paper towel dispenser in the main kitchen is 60 inches AFF (48 inches max). Paper towel dispenser in the dishwashing room is 53 inches AFF (48 inches max).	
CBC: 11B-308.1	
Other: ADA 308.1	
<b>Provide accessible sink</b>	<b>\$6,000</b>
Notes: Knee space is not provided at the sink in the main kitchen.	
CBC: 11B-212.3	
Other: ADA 212.3	
<b>Increase or provide clear floor space</b>	<b>\$1,000</b>
Notes: A clear floor space 30 x 48 inches min. is not provided centered in front of the handwashing sink in the the dishwashing room.	
CBC: 11B-804.3.1	
Other: ADA 305.5, ADA 804.3.1, ADA 804.6.1, ADA 804.6.3	
<b>Replace or adjust water controls</b>	<b>\$500</b>
Notes: The controls on the handwash sink in the dishwashing room require grasping and twisting.	
CBC: 11B-606.4	
Other: ADA 309.4, ADA 606.4	
<b>Reposition Controls</b>	<b>\$250</b>
Notes: Range hood controls are located at 78-1/8 inches AFF (15" min to 48" max).	
CBC: 11B-308.1	
Other: ADA 308.1	

# Girl Scout Hut



# Rohnert Park

Girl Scout Hut

<b>Building</b>		
<b>1 - 1</b>	<b>Parking Area</b>	Category: 1
<b>Install reserved parking sign</b>		<b>\$375</b>
Notes: A tow-away warning sign is not provided at the street entry or at the accessible parking space.		
CBC: 11B-502.8, 11B-502.8.1, 11B-502.8.2		
Other: -		
<b>4 - 1</b>	<b>Walk</b>	Category: 2
<b>Regrade surface</b>		<b>\$3,120</b>
Notes: Cross slope of concrete path is up to 7.2% for 52 linear feet (2.0% max).		
CBC: 11B-403.3		
Other: ADA 403.3		
<b>4 - 2</b>	<b>Walk</b>	Category: 2
<b>Regrade surface</b>		<b>\$1,800</b>
Notes: Cross slope of concrete path is up to 5.0% for 30 linear feet (2.0% max).		
CBC: 11B-403.3		
Other: ADA 403.3		
<b>Grind or patch vertical change of grade</b>		<b>\$250</b>
Notes: Vertical change in level is 1-1/4" at concrete joint under roofline (1/4" max or 1/2" max with a 1:2 bevel).		
CBC: 11B-303.2		
Other: ADA 303.2, ADA 303.3		
<b>4 - 3</b>	<b>Walk</b>	Category: 2
<b>Regrade surface</b>		<b>\$2,520</b>
Notes: Cross slope of concrete path is up to 3.0% for 42 linear feet (2.0% max).		
CBC: 11B-403.3		
Other: ADA 403.3		
<b>Provide a firm, stable and slip resistant surface</b>		<b>\$0</b>
Notes: Surface is not firm and stable due to leaf debris.		
CBC: 11B-302.1		
Other: ADA 302.1		



**Rohnert Park**

Girl Scout Hut

<b>Building</b>	
<b>8 - 1</b>	<b>Door/Gate</b> <span style="float: right;">Category: 1</span>
<b>Install or modify sign</b>	<b>\$250</b>
Notes: A tactile and braille EXIT sign is not provided.	
CBC: 1011.4	
Other: ADA 216.4.1, ADA 703.4.1	
<b>Adjust door closer</b>	<b>\$125</b>
Notes: Door closer has a sweep time of 4 seconds and door opening force is 6 lbs (5 seconds min closing time from 90 degrees open to 12 degrees and 5 lbs max for exterior door opening force).	
CBC: 11B-404.2.8.1, 11B-404.2.9	
Other: ADA 404.2.8.1, ADA 404.2.9	
<b>Regrade surface</b>	<b>\$2,500</b>
Notes: Slope on the pull side of the door is 9.6% (2.0% max).	
CBC: 11B-404.2.4.4	
Other: ADA 404.2.4.4	
<b>Replace door hardware</b>	<b>\$425</b>
Notes: Operating force of panic hardware is 9 lbs (5 lbs max).	
CBC: 11B-309.4, 11B-404.2.7	
Other: ADA 309.4	
<b>8 - 2</b>	<b>Door/Gate</b> <span style="float: right;">Category: 1</span>
<b>Install or modify sign</b>	<b>\$250</b>
Notes: A tactile and braille EXIT sign is not provided.	
CBC: 1011.4	
Other: ADA 216.4.1, ADA 703.4.1	
<b>Locked or Alarmed Door - Not Surveyed</b>	<b>\$0</b>
Notes: Door not surveyed (locked from outside).	
CBC: -	
Other: -	

**Rohnert Park**

Girl Scout Hut

<b>Building</b>	
<b>8 - 3</b>	<b>Door/Gate</b> <span style="float: right;">Category: 2</span>
<b>Enlarge door opening</b>	<b>\$1,650</b>
Notes: Door is 28 inches wide (32" min clear width).	
CBC: 11B-404.2.3	
Other: ADA 404.2.3	
<b>Provide strike edge clearance</b>	<b>\$0</b>
Notes: Strike-edge clearance at pull side of door is 0 inches (18 inches min).	
CBC: 11B-404.2.4.1	
Other: ADA 404.2.4.1	
<b>Replace door hardware</b>	<b>\$0</b>
Notes: Door hardware requires grasping and twisting.	
CBC: 11B-309.4, 11B-404.2.7	
Other: ADA 309.4	
<b>8 - 4</b>	<b>Door/Gate</b> <span style="float: right;">Category: 2</span>
<b>Enlarge door opening</b>	<b>\$1,650</b>
Notes: Door is 28 inches wide (32" min clear width).	
CBC: 11B-404.2.3	
Other: ADA 404.2.3	
<b>Provide strike edge clearance</b>	<b>\$0</b>
Notes: Strike-edge clearance at pull side of door is 0 inches (18 inches min).	
CBC: 11B-404.2.4.1	
Other: ADA 404.2.4.1	
<b>Replace door hardware</b>	<b>\$0</b>
Notes: Door hardware requires grasping and twisting.	
CBC: 11B-309.4, 11B-404.2.7	
Other: ADA 309.4	
<b>10 - 1</b>	<b>Drinking Fountain</b> <span style="float: right;">Category: 3</span>
<b>Increase or provide maneuvering or clear floor area</b>	<b>\$1,000</b>
Notes: The clear floor space in front of the fountain is 30 x 42 inches (30 x 48 inches min). The drinking fountain is located so that it partially blocks the route to the emergency exit.	
CBC: 11B-305.1, 11B-306.1, 11B-306.2.1	
Other: ADA 305.1, ADA 305.3, ADA 305.5, ADA 306.1	
<b>Replace fountain</b>	<b>\$3,000</b>
Notes: Knee space is not provided at the post mounted drinking fountain.	
CBC: 11B-306.1, 11B-602.4	
Other: ADA 306.1, ADA 306.2.1, ADA 602.4	

**Rohnert Park**

Girl Scout Hut

<b>Building</b>	
<b>18 - 1</b>	<b>Room</b>
	Category: 2
<b>Modify operating mechanism</b>	\$425
Notes: Cabinet door hardware (7 doors) requires grasping and twisting.	
CBC: 11B-309.1	
Other: ADA 309.4	
<b>20 - 1</b>	<b>Single User Restroom</b>
	Category: 2
<b>Renovate restroom</b>	\$75,000
Notes: The restroom is not accessible and will require a complete renovation.	
CBC: 11B-213.1, 11B-604.1	
Other: ADA 213.3, ADA 604.8	
<b>Provide clear floor or turning space</b>	\$0
Notes: The restroom is 58-1/2 by 91-1/2 inches and is not large enough to provide an unobstructed turning space 60 inches min in diameter.	
CBC: 11B-603.2.1, 11B-604.3.2	
Other: ADA 304.3.1, ADA 306.3.1, ADA 603.2.1	
<b>Install restroom sign</b>	\$0
Notes: The state restroom sign is not provided (required state sign is to be mounted on the center of the door; all-gender - triangle on circle). A federal tactile and braille restroom sign is not provided (required federal sign is to be mounted on the latch side of the door).	
CBC: 11B-216.8, 11B-703.7.2.6	
Other: ADA 703	

## Rohnert Park

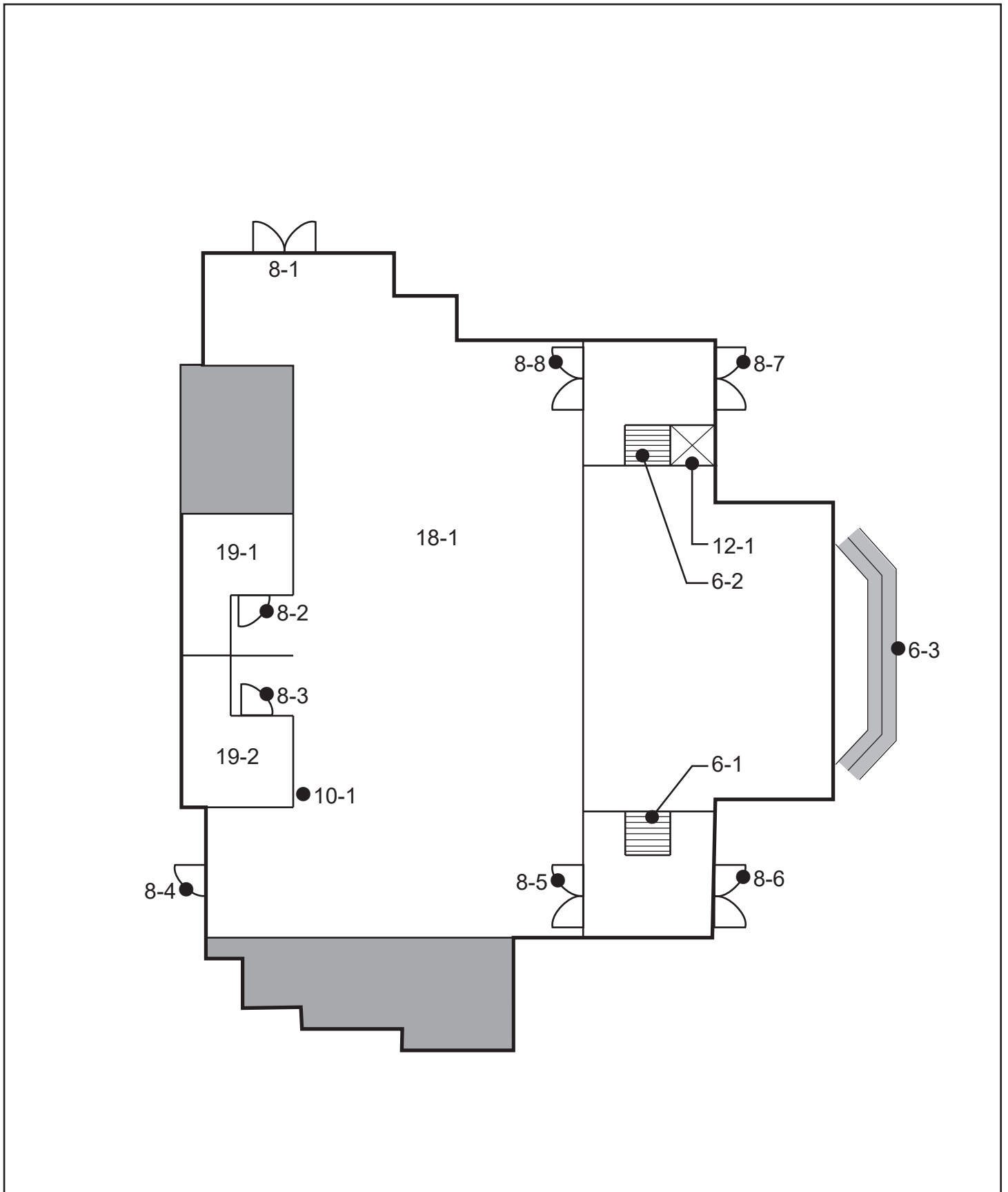
Girl Scout Hut

<b>Building</b>	
<b>20 - 2</b>	<b>Single User Restroom</b> <span style="float: right;">Category: 2</span>
<b>Renovate restroom</b>	<b>\$75,000</b>
Notes: The restroom is not accessible and will require a complete renovation.	
CBC: 11B-213.1, 11B-604.1	
Other: ADA 213.3, ADA 604.8	
<b>Provide clear floor or turning space</b>	<b>\$0</b>
Notes: The restroom is 58 by 79 inches and is not large enough to provide an unobstructed turning space 60 inches min in diameter.	
CBC: 11B-603.2.1, 11B-604.3.2	
Other: ADA 304.3.1, ADA 306.3.1, ADA 603.2.1	
<b>Modify lavatory or counter clearances</b>	<b>\$0</b>
Notes: Knee space is less than 27 inches AFF measured 8" from front edge of the lavatory (27" min).	
CBC: 11B-306.3.1, 11B-306.3.3	
Other: ADA 306.3.1, ADA 306.3.3	
<b>Install restroom sign</b>	<b>\$0</b>
Notes: The state restroom sign is not provided (required state sign is to be mounted on the center of the door; all-gender - triangle on circle). A federal tactile and braille restroom sign is not provided (required federal sign is to be mounted on the latch side of the door).	
CBC: 11B-216.8, 11B-703.7.2.6	
Other: ADA 703	
<b>25 - 1</b>	<b>Kitchen</b> <span style="float: right;">Category: 2</span>
<b>Modify counter height</b>	<b>\$1,500</b>
Notes: Height of kitchen work surface is 36 inches AFF (28" min to 34" max for adults and 31 inches max for children 12 and under).	
CBC: 11B-606.2, 11B-902.3	
Other: ADA 606.2, ADA 902.3	
<b>Reposition Controls</b>	<b>\$250</b>
Notes: Range hood controls are located at 58 inches above the floor (15" min to 48" max).	
CBC: 11B-308.1	
Other: ADA 308.1	
<b>Provide knee and toe clearance</b>	<b>\$0</b>
Notes: Knee space is not provided under the sink (11 inches deep at 9 inches AFF and 8 inches deep at 27 inches AFF).	
CBC: 11B-306.3.3	
Other: ADA 306.3.1, ADA 306.3.3	

# Gold Ridge Center



# Gold Ridge Center



**Rohnert Park**  
Gold Ridge Center

<b>Exterior</b>	
<b>1 - 1</b>	<b>Parking Area</b> <span style="float: right;">Category: 1</span>
<b>Install reserved parking sign</b>	<b>\$1,125</b>
Notes: Required signs are not mounted on posts at 60 inches min above the parking surface. An additional sign or language stating "Minimum Fine \$250" is not provided. A tow-away warning sign is not provided at the street entry or at the accessible parking space.	
CBC: 11B-502.6, 11B-502.6.1, 11B-502.6.2, 11B-502.8, 11B-502.8.1, 11B-502.8.2 Other: ADA 502.6	
<b>Install van accessible sign</b>	<b>\$375</b>
Notes: A "Van Accessible" sign is not provided. Required: A "Van Accessible" sign is posted at stalls striped and designated to be van accessible.	
CBC: 11B-502.6 Other: ADA 208.2.4	
<b>Provide or modify accessible access aisles</b>	<b>\$210</b>
Notes: Access aisle does not have a blue border.	
CBC: 11B-502.3.3 Other: -	
<b>Provide a pavement stencil</b>	<b>\$420</b>
Notes: The ISA sign is faded and needs repainting in both accessible spaces.	
CBC: 11B-502.6.4.1, 11B-502.6.4.2 Other: -	
<b>Regrade accessible parking space or access aisle</b>	<b>\$4,800</b>
Notes: Slopes of parking spaces and access aisle are 3.4% to 4% (2.0% max).	
CBC: 11B-502.4 Other: ADA 502.4	
<b>Provide adequate striping</b>	<b>\$100</b>
Notes: The words "No Parking" are not painted in the access aisle.	
CBC: 11B-502.3.3 Other: -	
<b>Provide or modify accessible spaces</b>	<b>\$0</b>
Notes: Designated spaces are not the parking spaces located closest to the entrance.	
CBC: 11B-208.3.1 Other: ADA 208.3.1	

**Rohnert Park**  
Gold Ridge Center

<b>Exterior</b>		
<b>3 - 1</b>	<b>Curb Ramp</b>	Category: 1
<b>Install, replace or modify curb ramp</b>		<b>\$4,000</b>
Notes: Curb ramp has a running slope of up to 12.1% (8.33% max). Flared sides have slopes 12.5% and 15%. (10% max.)		
CBC: 11B-406.2.1, 11B-406.2.2		
Other: ADA 405.2, ADA 406.1, ADA 406.3		
<b>Provide a level landing</b>		<b>\$480</b>
Notes: The top landing has a slope of 3% (2.0% max). The turning space at the bottom of the parallel curb ramp has a slope of 3% (2.0% max).		
CBC: 11B-406.1.2, 11B-406.3.2, 11B-406.5.3		
Other: ADA 406.4, ADA 406.7		
<b>4 - 1</b>	<b>Walk</b>	Category: 1
<b>Regrade surface</b>		<b>\$2,520</b>
Notes: Cross slope of concrete path is up to 3.1% for 42 linear feet (2.0% max).		
CBC: 11B-403.3		
Other: ADA 403.3		
<b>4 - 2</b>	<b>Walk</b>	Category: 1
<b>Regrade surface</b>		<b>\$2,820</b>
Notes: Cross slope of concrete path is 2.4% to 5% for 47 linear feet in front of door (2.0% max).		
CBC: 11B-403.3		
Other: ADA 403.3		
<b>4 - 3</b>	<b>Walk</b>	Category: 1
<b>Regrade surface</b>		<b>\$1,440</b>
Notes: Cross slope of concrete path is up to 4.6% for 24 linear feet (2.0% max).		
CBC: 11B-403.3		
Other: ADA 403.3		
<b>4 - 4</b>	<b>Walk</b>	Category: 1
<b>Grind or patch vertical change of grade</b>		<b>\$0</b>
Notes: Two vertical changes in level of 1 inch at tree root upheaval (1/4" max or 1/2" max with a 1:2 bevel).		
CBC: 11B-303.2		
Other: ADA 303.2, ADA 303.3		
<b>Regrade surface</b>		<b>\$1,800</b>
Notes: Running slope of concrete path is up to 11% at area of tree root upheaval (5.0% max). Cross slope of concrete path is up to 2.5% for 30 linear feet (2.0% max).		
CBC: 11B-403.3		
Other: ADA 403.3		



**Rohnert Park**  
Gold Ridge Center

<b>Exterior</b>	
<b>4 - 5</b>	<b>Walk</b>
	Category: 2
<b>Regrade surface</b>	\$660
Notes: Cross slope of concrete path is up to 3.8% for 11 linear feet (2.0% max).	
CBC: 11B-403.3	
Other: ADA 403.3	

**Rohnert Park**  
Gold Ridge Center

<b>Floor 1</b>		
<b>6 - 1</b>	<b>Stairway</b>	Category: 2
<b>Install a handrail</b>		<b>\$375</b>
Notes: A sloped extension is not provided at the bottom of each handrail for stairway with 5 risers (one tread-width min). Handrail extension at the top of the stairs is 10 inches (12 inches min) on one side.		
CBC: 11B-505.10.2, 11B-505.10.3		
Other: ADA 505.10.2, ADA 505.10.3		
<b>Raise or lower existing handrail</b>		<b>\$100</b>
Notes: Top surface of both handrails is 32 inches (34" min to 38" max).		
CBC: 11B-505.4		
Other: ADA 505.4		
<b>Repair stair nosing</b>		<b>\$625</b>
Notes: Tread nosing projects 1-1/2 inches from the riser below.		
CBC: 11B-504.5		
Other: ADA 504.5		
<b>Install tread striping</b>		<b>\$30</b>
Notes: The tread striping is not a clearly contrasting color.		
CBC: 11B-504.4.1		
Other: -		
<b>6 - 2</b>	<b>Stairway</b>	Category: 2
<b>Install a handrail</b>		<b>\$500</b>
Notes: A sloped extension is not provided at the bottom of each handrail for stairway with 5 risers (one tread-width min). Handrail extension at the top of the stairs is 11 inches (12 inches min) on one side and turns 90 degrees on the the other side.		
CBC: 11B-505.10.2, 11B-505.10.3		
Other: ADA 505.10.2, ADA 505.10.3		
<b>Raise or lower existing handrail</b>		<b>\$100</b>
Notes: Top surface of both handrails is 32 inches (34" min to 38" max).		
CBC: 11B-505.4		
Other: ADA 505.4		
<b>Install tread striping</b>		<b>\$30</b>
Notes: The tread striping is not a clearly contrasting color.		
CBC: 11B-504.4.1		
Other: -		

Floor 1	
<b>6 - 3</b>	Stairway <span style="float: right;">Category: 2</span>
<b>Install tread striping</b>	<b>\$75</b>
Notes: The tread striping provided are grooves in the tread that do not provide adequate contrast (2" to 4" wide, slip resistant, indicator stripe of a clearly contrasting color the full width of the the nosings of all treads positioned not more than 1" from the nosing).	
CBC: 11B-504.4.1	
Other: -	
<b>Install a handrail</b>	<b>\$500</b>
Notes: The sloped extension at the bottom of each handrail for a stair with 13-1/2 inches tread-width is 11-1/2 inches (one tread-width and additional 12 inches min. parallel to the ground required). There is no handrail extension at the top of the stairs (with 5 risers).	
CBC: 11B-505.10.2, 11B-505.10.3	
Other: ADA 505.10.2, ADA 505.10.3	
<b>8 - 1</b>	Door/Gate <span style="float: right;">Category: 1</span>
<b>Attach loose mat to the floor surface</b>	<b>\$125</b>
Notes: Door mat is not securely attached to the interior floor surface.	
CBC: 11B-302.2	
Other: ADA 302.2	
<b>Adjust door closer</b>	<b>\$125</b>
Notes: Door closer has a sweep time of 4-1/2 seconds and door opening force is 8 lbs (5 seconds min closing time from 90 degrees open to 12 degrees and 5 lbs max for exterior door opening force).	
CBC: 11B-404.2.8.1, 11B-404.2.9	
Other: ADA 404.2.8.1, ADA 404.2.9	
<b>Reduce or eliminate opening</b>	<b>\$250</b>
Notes: There is a 1-1/4 inch gap between the interior and exterior concrete at the door (1/2" max).	
CBC: -	
Other: ADA 302.3	
<b>Replace door hardware</b>	<b>\$425</b>
Notes: Operating force of panic hardware is 10 lbs (5 lbs max).	
CBC: 11B-309.4, 11B-404.2.7	
Other: ADA 309.4	

**Rohnert Park**  
Gold Ridge Center

<b>Floor 1</b>	
<b>8 - 2</b>	<b>Door/Gate</b> <span style="float: right;">Category: 2</span>
<b>Adjust door closer</b>	<b>\$125</b>
Notes: Door closer has a sweep time of 8 seconds (5 seconds min closing time from 90 degrees open to 12 degrees ).	
CBC: 11B-404.2.8.1	
Other: ADA 404.2.8.1	
<b>8 - 3</b>	<b>Door/Gate</b> <span style="float: right;">Category: 2</span>
<b>Adjust door closer</b>	<b>\$125</b>
Notes: Door closer has a sweep time of 4-1/2 seconds and door opening force is 7 lbs (5 seconds min closing time from 90 degrees open to 12 degrees and 5 lbs max for door opening force).	
CBC: 11B-404.2.8.1, 11B-404.2.9	
Other: ADA 404.2.8.1, ADA 404.2.9	
<b>8 - 4</b>	<b>Door/Gate</b> <span style="float: right;">Category: 1</span>
<b>Modify door window or side light</b>	<b>\$500</b>
Notes: Lower edge of exit door window is 61 inches AFF (43" max).	
CBC: 11B-404.2.11	
Other: ADA 404.2.11	
<b>Adjust door closer</b>	<b>\$125</b>
Notes: Door sweep time is 3-1/2 seconds and door opening force is 10 lbs (5 seconds min closing time from 90 degrees open to 12 degrees and 5 lbs max for exterior door opening force).	
CBC: 11B-404.2.8.1, 11B-404.2.9	
Other: ADA 404.2.8.1, ADA 404.2.9	
<b>Regrade surface</b>	<b>\$2,500</b>
Notes: Slope on the exterior pull side of the door is 2.9% (2.0% max).	
CBC: 11B-404.2.4.4	
Other: ADA 404.2.4.4	
<b>Replace door hardware</b>	<b>\$425</b>
Notes: Operating force of panic hardware is 15 lbs (5 lbs max).	
CBC: 11B-309.4, 11B-404.2.7	
Other: ADA 309.4	

**Rohnert Park**  
Gold Ridge Center

<b>Floor 1</b>		
<b>8 - 5</b>	<b>Door/Gate</b>	<b>Category: 1</b>
<b>Modify door window or side light</b>		<b>\$1,000</b>
Notes: Lower edge of door window for each door is 61 inches AFF (43" max).		
CBC: 11B-404.2.11		
Other: ADA 404.2.11		
<b>Adjust door closer</b>		<b>\$125</b>
Notes: Door closer sweep time for both leaves is 4 seconds and door opening force is 8 lbs for one leaf and 7 lbs for the other (5 seconds min closing time from 90 degrees open to 12 degrees and 5 lbs max for exterior door opening force).		
CBC: 11B-404.2.8.1, 11B-404.2.9		
Other: ADA 404.2.8.1, ADA 404.2.9		
<b>8 - 6</b>	<b>Door/Gate</b>	<b>Category: 1</b>
<b>Modify door window or side light</b>		<b>\$500</b>
Notes: Lower edge of door window is 61 inches AFF (43" max).		
CBC: 11B-404.2.11		
Other: ADA 404.2.11		
<b>Adjust door closer</b>		<b>\$125</b>
Notes: Door closer sweep time for one leaf is 4 seconds and door opening force of one leaf is 8 lb and the other is greater than 25 lbs due to sticking (5 seconds min closing time from 90 degrees open to 12 degrees and 5 lbs max for exterior door opening force).		
CBC: 11B-404.2.8.1, 11B-404.2.9		
Other: ADA 404.2.8.1, ADA 404.2.9		
<b>Replace door hardware</b>		<b>\$850</b>
Notes: Operating force of panic hardware for one leaf is 10 lbs and 9 lbs for the other (5 lbs max for exterior door).		
CBC: 11B-309.4, 11B-404.2.7		
Other: ADA 309.4		

**Rohnert Park**  
Gold Ridge Center

<b>Floor 1</b>	
<b>8 - 7</b>	<b>Door/Gate</b> <span style="float: right;">Category: 1</span>
<b>Modify door window or side light</b>	<b>\$500</b>
Notes: Lower edge of door window is 61-1/2 inches AFF (43" max).	
CBC: 11B-404.2.11	
Other: ADA 404.2.11	
<b>Adjust door closer</b>	<b>\$125</b>
Notes: Door closer sweep time for one leaf is 3 seconds and door opening force of one leaf is 25 lbs and more than 30 lbs for the other leaf due to broken door (5 seconds min closing time from 90 degrees open to 12 degrees and 5 lbs max for exterior door opening force).	
CBC: 11B-404.2.8.1, 11B-404.2.9	
Other: ADA 404.2.8.1, ADA 404.2.9	
<b>Regrade surface</b>	<b>\$2,500</b>
Notes: Slope on the exterior pull side of the door is 4.3% (2.0% max).	
CBC: 11B-404.2.4.4	
Other: ADA 404.2.4.4	
<b>Replace or modify door threshold</b>	<b>\$125</b>
Notes: Door threshold has a vertical change of level of 3/4 inch (1/4" max or 1/2" max with a 1:2 bevel).	
CBC: 11B-404.2.5	
Other: ADA 404.2.5	
<b>Replace door hardware</b>	<b>\$850</b>
Notes: Operating force of panic hardware on one leaf is 15 lbs and 13 lbs on the other (5 lbs max for exterior door).	
CBC: 11B-309.4, 11B-404.2.7	
Other: ADA 309.4	

**Rohnert Park**  
Gold Ridge Center

<b>Floor 1</b>		
<b>8 - 8</b>	<b>Door/Gate</b>	<b>Category: 1</b>
<b>Modify door window or side light</b>		<b>\$1,000</b>
Notes: Lower edge of door windows is 61 inches AFF (43" max).		
CBC: 11B-404.2.11		
Other: ADA 404.2.11		
<b>Provide or modify door kick plate</b>		<b>\$225</b>
Notes: A smooth and uninterrupted kick plate surface is not provided on one door. A doorstop is located in the 10" space above the finished floor.		
CBC: 11B-404.2.10		
Other: ADA 404.2.10		
<b>Adjust door closer</b>		<b>\$125</b>
Notes: Door closer sweep time of one leaf is 4 seconds and door opening force for both leaves is 10 lbs (5 seconds min closing time from 90 degrees open to 12 degrees and 5 lbs max for door opening force).		
CBC: 11B-404.2.8.1, 11B-404.2.9		
Other: ADA 404.2.8.1, ADA 404.2.9		
<b>Provide strike edge clearance</b>		<b>\$0</b>
Notes: Strike-edge clearance at door is less than 18" min due to exercise equipment stored on the pull side.		
CBC: 11B-404.2.4.1		
Other: ADA 404.2.4.1		
<b>10 - 1</b>	<b>Drinking Fountain</b>	<b>Category: 3</b>
<b>Install an additional high or low fountain</b>		<b>\$0</b>
Notes: A higher standing person fountain is not provided.		
CBC: 11B-211.2		
Other: ADA 211.2		
<b>Replace fountain</b>		<b>\$3,000</b>
Notes: The bubbler is 12-1/2 inches from the vertical support (15" min).		
CBC: 11B-602.5		
Other: ADA 602.5		
<b>12 - 1</b>	<b>Building Level / Lift</b>	<b>Category: 2</b>
<b>Modify lift</b>		<b>\$0</b>
Notes: The top landing is blocked by weight lifting equipment (60 x 60 inches clear min). The lift door does not fully close. Lift was not operational and was not surveyed (National Wheel-o-vator Model #BL 42, NS 167729, max weight 750 lb).		
CBC: 11B-410.2, 11B-410.7		
Other: ABA 302.3, ADA 303.2, ADA 303.3, ADA 410.2		

**Rohnert Park**  
Gold Ridge Center

Floor 1	
18 - 1 Room	Category: 2
<b>Install or modify visible fire alarm</b>	<b>\$250</b>
Notes: The visible fire alarm at the northeast corner of the room is positioned more than 96 inches AFF and more than 6 inches below the ceiling.	
CBC: 11B-702.1	
Other: ADA 702.1	



Floor 1	
19 - 1	Multiple User Restroom
Category: 2	
<b>Install restroom sign</b>	<b>\$500</b>
Notes: The state restroom sign (women - circle) is raised 1/8 inch (1/4 inch min). A federal tactile and braille restroom sign is not provided.	
CBC: 11B-216.8, 11B-703.7.2.6	
Other: ADA 703	
<b>Remove overhanging or protruding objects</b>	<b>\$125</b>
Notes: The paper towel dispenser protrudes 8 inches from the wall at 37 inches AFF (objects may protrude no more than 4" where the lower edge is between 27" and 80" AFF).	
CBC: 11B-307.2	
Other: ADA 307.2	
<b>Replace or reposition dispenser</b>	<b>\$375</b>
Notes: Height to operating mechanism of soap dispenser is 41 inches AFF (40" max).	
CBC: 11B-603.5	
Other: -	
<b>Modify lavatory or counter clearances</b>	<b>\$1,500</b>
Notes: Clear space beneath the lavatory is 28-7/8 inches at front apron (29" min).	
CBC: 11B-306.3.1	
Other: -	
<b>Provide or replace compartment door hardware</b>	<b>\$175</b>
Notes: Compartment door does not have handles on the inside and outside of door and is not self-closing.	
CBC: 11B-604.8.1.2	
Other: ADA 604.8.1.2	
<b>Modify grab bars</b>	<b>\$250</b>
Notes: Rear grab bar extends from the centerline of the water closet 18-1/2 inches (extends 12" and 24" min from centerline of water closet). Side grab bar extends 52 inches from the rear wall (54").	
CBC: 11B-604.5.1, 11B-604.5.2	
Other: ADA 604.5.1, ADA 604.5.2	
<b>Replace or reposition fixtures</b>	<b>\$1,250</b>
Notes: The water closet centerline is 18-1/2 inches from the wall (17" min to 18" max).	
CBC: 11B-604.2	
Other: ADA 604.2	

**Rohnert Park**  
Gold Ridge Center


<b>Floor 1</b>		
<b>19 - 1</b>	<b>Multiple User Restroom</b>	<b>Category: 2</b>
<b>Replace or modify grab bars</b>		<b>\$300</b>
Notes: The toilet paper roll dispenser is located 4 inches above the side grab bar (12" min clear space above the bar).		
CBC: 11B-609.3		
Other: ADA 609.3		

Floor 1	
19 - 2	Multiple User Restroom
Category: 2	
<b>Install restroom sign</b>	<b>\$500</b>
Notes: The state restroom sign (men - triangle) is raised 1/8 inch (1/4 inch min). A federal tactile and braille restroom sign is not provided.	
CBC: 11B-216.8, 11B-703.7.2.6	
Other: ADA 703	
<b>Remove overhanging or protruding objects</b>	<b>\$125</b>
Notes: The paper towel dispenser protrudes 8 inches from the wall at 36-3/4 inches AFF (objects may protrude no more than 4" where the lower edge is between 27" and 80" AFF).	
CBC: 11B-307.2	
Other: ADA 307.2	
<b>Replace or reposition dispenser</b>	<b>\$125</b>
Notes: Height to operating mechanism of soap dispenser is 43 inches AFF (40" max).	
CBC: 11B-603.5, 11B-604.7	
Other: ADA 604.7	
<b>Modify lavatory or counter clearances</b>	<b>\$1,500</b>
Notes: Clear space beneath the lavatory is 28-7/8 inches at front apron (29" min).	
CBC: 11B-306.3.1	
Other: -	
<b>Provide or replace compartment door hardware</b>	<b>\$175</b>
Notes: Compartment door does not have handles on the inside and outside of door and is not self-closing.	
CBC: 11B-604.8.1.2	
Other: ADA 604.8.1.2	
<b>Modify grab bars</b>	<b>\$250</b>
Notes: Rear grab bar extends from the centerline of the water closet 16 inches (extends 12" and 24" min from centerline of water closet). Side grab bar extends 52 inches from the rear wall (54").	
CBC: 11B-604.5.1, 11B-604.5.2	
Other: ADA 604.5.1, ADA 604.5.2	
<b>Replace or reposition fixtures</b>	<b>\$1,250</b>
Notes: The water closet centerline is 18-1/2 inches from the wall (17" min to 18" max).	
CBC: 11B-604.2	
Other: ADA 604.2	

**Rohnert Park**  
Gold Ridge Center

<b>Floor 1</b>	
<b>19 - 2</b>	<b>Multiple User Restroom</b> <span style="float: right;">Category: 2</span>
<b>Regrade surface</b>	<b>\$3,000</b>
Notes: Slope of the restroom floor is up to 2.7% in the route to the accessible compartment near the drain (2% max).	
CBC: 11B-305.2, 11B-403.2, 11B-403.3	
Other: ADA 305.2, ADA 403.2, ADA 403.3	
<b>Replace or modify grab bars</b>	<b>\$300</b>
Notes: The toilet roll dispenser is located 7 inches above the side grab bar (12" min clear space above the bar).	
CBC: 11B-609.3	
Other: ADA 609.3	

# Honeybee Pool



**Rohnert Park**  
Honeybee Pool

<b>Building</b>		
<b>1 - 1</b>	<b>Parking Area</b>	Category: 1
<b>Regrade accessible parking space or access aisle</b>		\$1,600
Notes: Slopes of van parking space are up to 4.7% for 9 lf (2.0% max).		
CBC: 11B-502.4		
Other: ADA 502.4		
<b>Provide a pavement stencil</b>		\$210
Notes: The ISA sign is faded and needs maintenance.		
CBC: 11B-502.6.4.1, 11B-502.6.4.2		
Other: -		
<b>Provide adequate striping</b>		\$100
Notes: The words "No Parking" are not aligned at the bottom of the access aisle.		
CBC: 11B-502.3.3		
Other: -		
<b>Install reserved parking sign</b>		\$750
Notes: Required signage is not provided at one parking space. An additional sign or language stating "Minimum Fine \$250" is not provided at the sign in the other parking space.		
CBC: 11B-502.6, 11B-502.6.1, 11B-502.6.2		
Other: ADA 502.6		
<b>3 - 1</b>	<b>Curb Ramp</b>	Category: 1
<b>Install, replace or modify curb ramp</b>		\$4,000
Notes: Flared side closest to the pool has slope up to 10.6%. (10% max.)		
CBC: 11B-406.2.2		
Other: ADA 406.3		
<b>Provide detectable warnings</b>		\$0
Notes: Truncated domes are spaced 1-1/2 inches center-to-center (2.3" min to 2.4" max).		
CBC: 11B-705.1.1.1, 11B-705.1.1.2		
Other: -		
<b>4 - 1</b>	<b>Walk</b>	Category: 2
<b>Regrade surface</b>		\$1,980
Notes: Cross slope of concrete path is up to 4.3% for 11 linear feet, up to 2.4% for 5 linear feet at drain and up to 3.4% for 17 linear feet near the southwest corner of lap pool (2.0% max).		
CBC: 11B-403.3		
Other: ADA 403.3		

**Rohnert Park**  
Honeybee Pool

<b>Building</b>	
<b>4 - 2</b>	<b>Walk</b> <span style="float: right;">Category: 2</span>
<b>Regrade surface</b>	<b>\$2,580</b>
Notes: Cross slope of concrete path is up to 3.2% for 24 linear feet at the corner to the south of diving board and 3.7% for 19 linear feet along the western edge of the lap pool (2.0% max).	
CBC: 11B-403.3	
Other: ADA 403.3	
<b>4 - 3</b>	<b>Walk</b> <span style="float: right;">Category: 2</span>
<b>Regrade surface</b>	<b>\$4,320</b>
Notes: Crack in concrete pavement is up to 1 inch wide at the corner south of the diving board (1/2" max).	
CBC: 11B-302.3	
Other: ADA 302.3	
<b>4 - 4</b>	<b>Walk</b> <span style="float: right;">Category: 2</span>
<b>Regrade surface</b>	<b>\$360</b>
Notes: Cross slope of concrete at drain is up to 3.5% for 25 square feet (2.0% max).	
CBC: 11B-403.3	
Other: ADA 403.3	
<b>4 - 5</b>	<b>Walk</b> <span style="float: right;">Category: 1</span>
<b>Regrade surface</b>	<b>\$540</b>
Notes: Cross slope of concrete path outside pool gate is between 4.6% and 5.6% for 9 linear feet (2.0% max).	
CBC: 11B-403.3	
Other: ADA 403.3	
<b>4 - 6</b>	<b>Walk</b> <span style="float: right;">Category: 1</span>
<b>Regrade surface</b>	<b>\$840</b>
Notes: Cross slope of concrete path 2.4% for 14 linear feet (2.0% max).	
CBC: 11B-403.3	
Other: ADA 403.3	



**Rohnert Park**  
Honeybee Pool

<b>Building</b>		
<b>4 - 7</b>	<b>Walk</b>	Category: 1
<b>Regrade surface</b>		<b>\$3,600</b>
Notes: Cross slope of concrete path is 4.3% for 60 linear feet and up to 10% in the drive aisle (2.0% max)		
CBC: 11B-403.3		
Other: ADA 403.3		
<b>4 - 8</b>	<b>Walk</b>	Category: 1
<b>Regrade surface</b>		<b>\$2,940</b>
Notes: Cross slope of concrete path is up to 2.3 % for 49 linear feet and up to 8.9% in the drive aisle (2.0% max). Running slope of concrete path is up to 14.5% closest to the right of way (5.0% max).		
CBC: 11B-403.3		
Other: ADA 403.3		
<b>8 - 1</b>	<b>Door/Gate</b>	Category: 1
<b>Provide or modify door kick plate</b>		<b>\$225</b>
Notes: A smooth and uninterrupted kick plate surface is not provided due to chainlink (10 inch min height).		
CBC: 11B-404.2.10		
Other: ADA 404.2.10		
<b>Reduce or eliminate opening</b>		<b>\$250</b>
Notes: Opening in the pavement for the locking mechanism is 2-1/2 inches (1/2" max).		
CBC: -		
Other: ADA 302.3		
<b>8 - 2</b>	<b>Door/Gate</b>	Category: 2
<b>Regrade surface</b>		<b>\$2,500</b>
Notes: Slope on the pull side of the door is 9% (2.0% max).		
CBC: 11B-404.2.4.4		
Other: ADA 404.2.4.4		
<b>8 - 3</b>	<b>Door/Gate</b>	Category: 2
<b>Regrade surface</b>		<b>\$2,500</b>
Notes: Slope on the pull side of the door is 5.6% (2.0% max). Standing water on the exterior side of the door.		
CBC: 11B-404.2.4.4		
Other: ADA 404.2.4.4		



**Rohnert Park**  
Honeybee Pool

<b>Building</b>	
<b>10 - 1</b>	<b>Drinking Fountain</b> <span style="float: right;">Category: 3</span>
<b>Install an additional high or low fountain</b>	<b>\$3,000</b>
Notes: A higher standing person fountain is not provided.	
CBC: 11B-211.2	
Other: ADA 211.2	
<b>Raise or lower fountain</b>	<b>\$0</b>
Notes: Space between floor and bottom of fountain is 24 inches (27 inches min).	
CBC: 11B-602.4	
Other: ADA 602.4	
<b>16 - 1</b>	<b>Built-in Elements</b> <span style="float: right;">Category: 2</span>
<b>Provide an accessible counter</b>	<b>\$1,500</b>
Notes: Service counter height is 46-3/4" AFF (34 inches max).	
CBC: 11B-904.4	
Other: ADA 904.4.1	

**Rohnert Park**  
Honeybee Pool

<b>Building</b>	
<b>19 - 1</b>	<b>Multiple User Restroom</b>
Category: 2	
<b>Reposition clothing hooks</b>	<b>\$125</b>
Notes: Coat hook is 58-3/4 inches AFF (48 inches max).	
CBC: 11B-308.1	
Other: ADA 308.1	
<b>Modify grab bars</b>	<b>\$250</b>
Notes: Rear grab bar is 31 inches long, extends from the centerline of the water closet 14 inches and 17 inches (36" long min, extends 12" and 24" min from centerline of water closet). The side grab bar extends 50-3/4 inches from the rear wall (starts 12" max from wall and extends 54" min from the rear wall).	
CBC: 11B-604.5.1, 11B-604.5.2	
Other: ADA 604.5.1, ADA 604.5.2	
<b>Regrade surface</b>	<b>\$3,000</b>
Notes: Slope of floor is up to 3.2% near drain in the accessible route to the wide compartment (2% max).	
CBC: 11B-305.2, 11B-403.2, 11B-403.3	
Other: ADA 305.2, ADA 403.2, ADA 403.3	
<b>Replace toilet or adjust toilet seat height</b>	<b>\$3,000</b>
Notes: Water closet seat height is 20-1/4 inches AFF (17" min to 19" max)	
CBC: 11B-604.4	
Other: ADA 604.4	
<b>Modify lavatory or counter clearances</b>	<b>\$1,500</b>
Notes: Clear space beneath the lavatory is 28-1/2 inches at front apron (29" min). Knee space is 25 inches AFF at 8 inches from in front of the lavatory (27 inches AFF).	
CBC: 11B-306.3.1, 11B-306.3.3	
Other: ADA 306.3.1, ADA 306.3.3	
<b>Replace or adjust water controls</b>	<b>\$500</b>
Notes: Control requires 11 lbs effort to operate (5 lbs max) and valve remains open for 5 seconds (10 seconds min).	
CBC: 11B-606.4	
Other: ADA 309.1, ADA 606.4	
<b>Provide an accessible path of travel</b>	<b>\$0</b>
Notes: Moveable floor mats throughout the restroom have a 1/2 inch level change and are not beveled.	
CBC: 11B-206.2	
Other: ADA 206.2	

<b>Building</b>	
<b>19 - 1</b>	<b>Multiple User Restroom</b> <span style="float: right;">Category: 2</span>
<b>Modify stall partition and install new stall door</b>	<b>\$750</b>
Notes: The compartment end-opening door is not located in front of the clear floor space. Compartment with end-opening door is 74 inches long x 47-1/2 inches wide and does not have 60 inches wide x 48 inches long min clear maneuvering space in front of wall mounted water closet.	
CBC: 11B-604.8.1.1.3, 11B-604.8.1.2	
Other: ADA 604.8.1.2	
<b>Replace or reposition dispenser</b>	<b>\$125</b>
Notes: Height to operating mechanism of toilet seat cover dispenser is 53 inches AFF (40" max) and a 30" by 48" clear space is not provided in front of the toilet seat cover dispenser.	
CBC: 11B-305.3, 11B-603.5	
Other: ADA 305.3	
<b>Remove overhanging or protruding objects</b>	<b>\$125</b>
Notes: Paper towel dispenser protrudes 9 inches from the wall at 46-1/2 inches AFF (objects may protrude no more than 4" where the lower edge is between 27" and 80" AFF).	
CBC: 11B-307.2	
Other: ADA 307.2	
<b>Provide or replace compartment door hardware</b>	<b>\$175</b>
Notes: Compartment door does not have handle on the inside of door.	
CBC: 11B-604.8.1.2	
Other: ADA 604.8.1.2	
<b>Reposition toilet flush controls</b>	<b>\$750</b>
Notes: Flush control is not located on the wide side of the water closet.	
CBC: 11B-604.6	
Other: ADA 604.6	

<b>Building</b>	
<b>19 - 2</b>	<b>Multiple User Restroom</b> <span style="float: right;">Category: 2</span>
<b>Replace or adjust water controls</b>	<b>\$500</b>
Notes: Control requires 15 lbs effort to operate (5 lbs max) and valve remains open for 3-1/2 seconds (10 seconds min).	
CBC: 11B-606.4	
Other: ADA 309.1, ADA 606.4	
<b>Provide an accessible path of travel</b>	<b>\$0</b>
Notes: Moveable floor mats throughout the restroom have a 1/2 inch level change and are not beveled.	
CBC: 11B-206.2	
Other: ADA 206.2	
<b>Modify stall partition and install new stall door</b>	<b>\$750</b>
Notes: The compartment end-opening door is not located in front of the clear floor space. Compartment with end opening door is 75 inches long x 49 inches wide and does not have 60 inches wide x 48 inches long min clear maneuvering space for a wall mounted water closet.	
CBC: 11B-604.8.1.1.3, 11B-604.8.1.2	
Other: ADA 604.8.1.2	
<b>Reposition clothing hooks</b>	<b>\$125</b>
Notes: Coat hook on compartment door is 58-1/2 inches AFF (48 inches max).	
CBC: 11B-308.1	
Other: ADA 308.1	
<b>Modify grab bars</b>	<b>\$250</b>
Notes: Rear grab bar is 31 inches long, extends from the centerline of the water closet 16-1/2 inches and 14-1/2 inches (36" long min, extends 12" and 24" min from centerline of water closet). The side grab bar extends 46-3/4 inches from the rear wall (starts 12" max from wall and extends 54" min from the rear wall).	
CBC: 11B-604.5.1, 11B-604.5.2	
Other: ADA 604.5.1, ADA 604.5.2	
<b>Replace toilet or adjust toilet seat height</b>	<b>\$3,000</b>
Notes: Water closet seat height is 19-7/8 inches AFF (17" min to 19" max)	
CBC: 11B-604.4	
Other: ADA 604.4	
<b>Modify lavatory or counter clearances</b>	<b>\$1,500</b>
Notes: Clear space beneath the lavatory is 27-1/2 inches at front apron (29" min). Knee space is 24-3/4 inches AFF at 8 inches from in front of the lavatory (27 inches AFF).	
CBC: 11B-306.3.1, 11B-306.3.3	
Other: ADA 306.3.1, ADA 306.3.3	

Building	
<b>19 - 2</b>	<b>Multiple User Restroom</b> <span style="float: right;">Category: 2</span>
<b>Provide or replace compartment door hardware</b>	<b>\$175</b>
Notes: Compartment door does not have handle on the inside of door and is not self-closing.	
CBC: 11B-604.8.1.2	
Other: ADA 604.8.1.2	
<b>Replace or reposition dispenser</b>	<b>\$375</b>
Notes: Height to operating mechanism of soap dispenser is 41-1/4 inches AFF (40" max). Height to operating mechanism of paper towel dispenser is 43 inches AFF (40" max). Height to operating mechanism of toilet seat cover dispenser is 51 inches AFF (40" max) and a 30" by 48" clear space is not provided in front of the toilet seat cover dispenser.	
CBC: 11B-305.3, 11B-603.5	
Other: ADA 305.3	
<b>Provide or modify urinal shields</b>	<b>\$1,000</b>
Notes: Clear width in front of the urinal is 24-3/4 inches and urinal shield is 24-1/4 inches deep (30" min, 36" min if they extend 24 inches past the front of the urinal).	
CBC: 11B-305.7.1, 11B-605.3	
Other: ADA 305.3, ADA 305.7.1, ADA 605.3	
<b>Replace urinal</b>	<b>\$3,000</b>
Notes: Urinal rim is 18 inches AFF (17" max).	
CBC: 11B-605.2	
Other: ADA 605.2	
<b>Reposition toilet flush controls</b>	<b>\$750</b>
Notes: Urinal flush controls are 46 inches AFF (44" max).	
CBC: 11B-605.4	
Other: -	

**Rohnert Park**  
Honeybee Pool

<b>Building</b>	
<b>22 - 1</b>	<b>Bathing Facility</b>
	Category: 2
<b>Provide an accessible shower seat</b>	\$0
Notes: There is no accessible shower seat at the lower shower spray head.	
CBC: 11B-610.3.1, 11B-610.3.2, 11B-610.4	
Other: ADA 610.3.1, ADA 610.3.2, ADA 610.4	
<b>Replace or reposition dispenser</b>	\$0
Notes: A soap dispenser is not located near the lower shower head. The upper soap dispenser is at 53-1/2 inches AFF (40 inches max AFF).	
CBC: 11B-608.10	
Other: -	
<b>Install new grab bars</b>	\$0
Notes: Grab bars are not provided. There is no accessible shower seat at the lower shower spray head (grab bars on 3 walls are required if a shower seat is not provided).	
CBC: 11B-608.3.2, 11B-608.3.3	
Other: ADA 608.3.2, ADA 608.3.3	
<b>Replace water controls</b>	\$0
Notes: Water control valve requires grasping and twisting to operate.	
CBC: 11B-608.5	
Other: ADA 608.6	
<b>Reposition clothing hooks</b>	\$125
Notes: Coat hooks are 64-1/2 inches AFF (48 inches max).	
CBC: 11B-603.4	
Other: ADA 308.1	
<b>Provide an accessible shower</b>	\$10,000
Notes: An accessible shower is not provided (1 min. required).	
CBC: 11B-213.3.6	
Other: ADA 213.3.6	

**Rohnert Park**  
Honeybee Pool

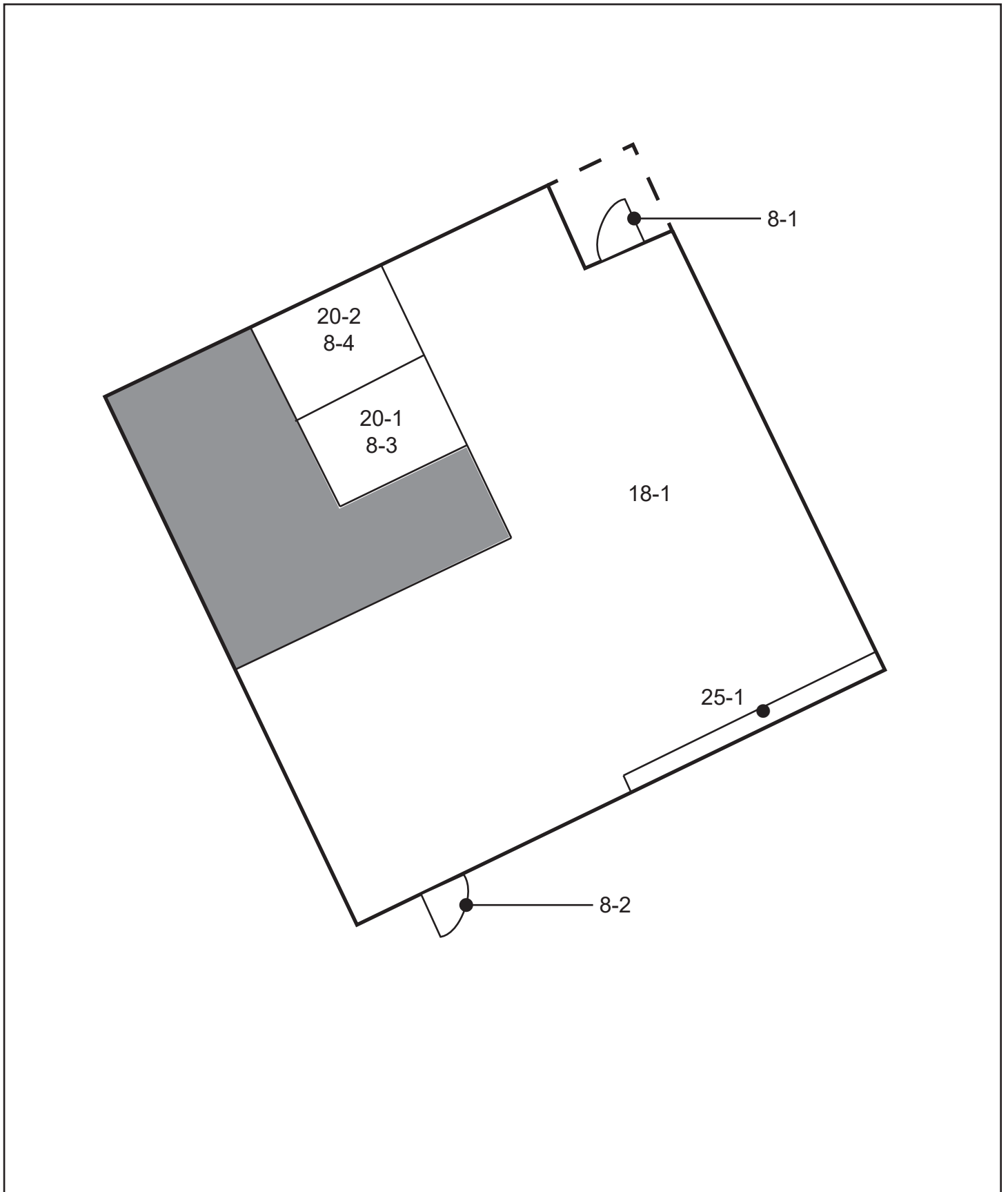
<b>Building</b>	
<b>22 - 2 Bathing Facility</b>	Category: 2
<b>Provide an accessible shower seat</b>	\$0
Notes: There is no accessible shower seat at the lower shower spray head.	
CBC: 11B-610.3.1, 11B-610.3.2, 11B-610.4	
Other: ADA 610.3.1, ADA 610.3.2, ADA 610.4	
<b>Replace or reposition dispenser</b>	\$0
Notes: A soap dispenser is not located near the lower shower head. The upper soap dispenser is at 49-1/4 inches AFF (40 inches max AFF).	
CBC: 11B-608.10	
Other: -	
<b>Install new grab bars</b>	\$0
Notes: Grab bars are not provided. There is no accessible shower seat at the lower shower spray head (grab bars on 3 walls are required if a shower seat is not provided).	
CBC: 11B-608.3.2, 11B-608.3.3	
Other: ADA 608.3.2, ADA 608.3.3	
<b>Reposition clothing hooks</b>	\$125
Notes: Coat hooks are 63 inches AFF (48 inches max).	
CBC: 11B-603.4	
Other: ADA 308.1	
<b>Provide an accessible shower</b>	\$10,000
Notes: An accessible shower is not provided (1 min. required).	
CBC: 11B-213.3.6	
Other: ADA 213.3.6	
<b>31 - 1 Swimming Pool / Wading Pools / Spas (int. or ext. Category: 2</b>	
<b>Install handrail</b>	\$1,500
Notes: Ends of handrails on either side of pool stairs (2) are not level with the landing for 12 inches beyond the top riser. A handrail is not located within 20 to 24 inches of one of the side handrails.	
CBC: 11B-1009.6.1, 11B-1009.6.2	
Other: ADA 1009.6.1, ADA 1009.6.2	
<b>Modify swimming pool lift</b>	\$1,000
Notes: The operation of the lift was not tested because it was broken (Warner Linear Spectrum PN54496 SN 18894). The mobile pool lift does not appear to be capable of unassisted operation.	
CBC: 11B-1009.2.7	
Other: ADA 1009.2.7, ADA 309.4	

**Rohnert Park**  
Honeybee Pool

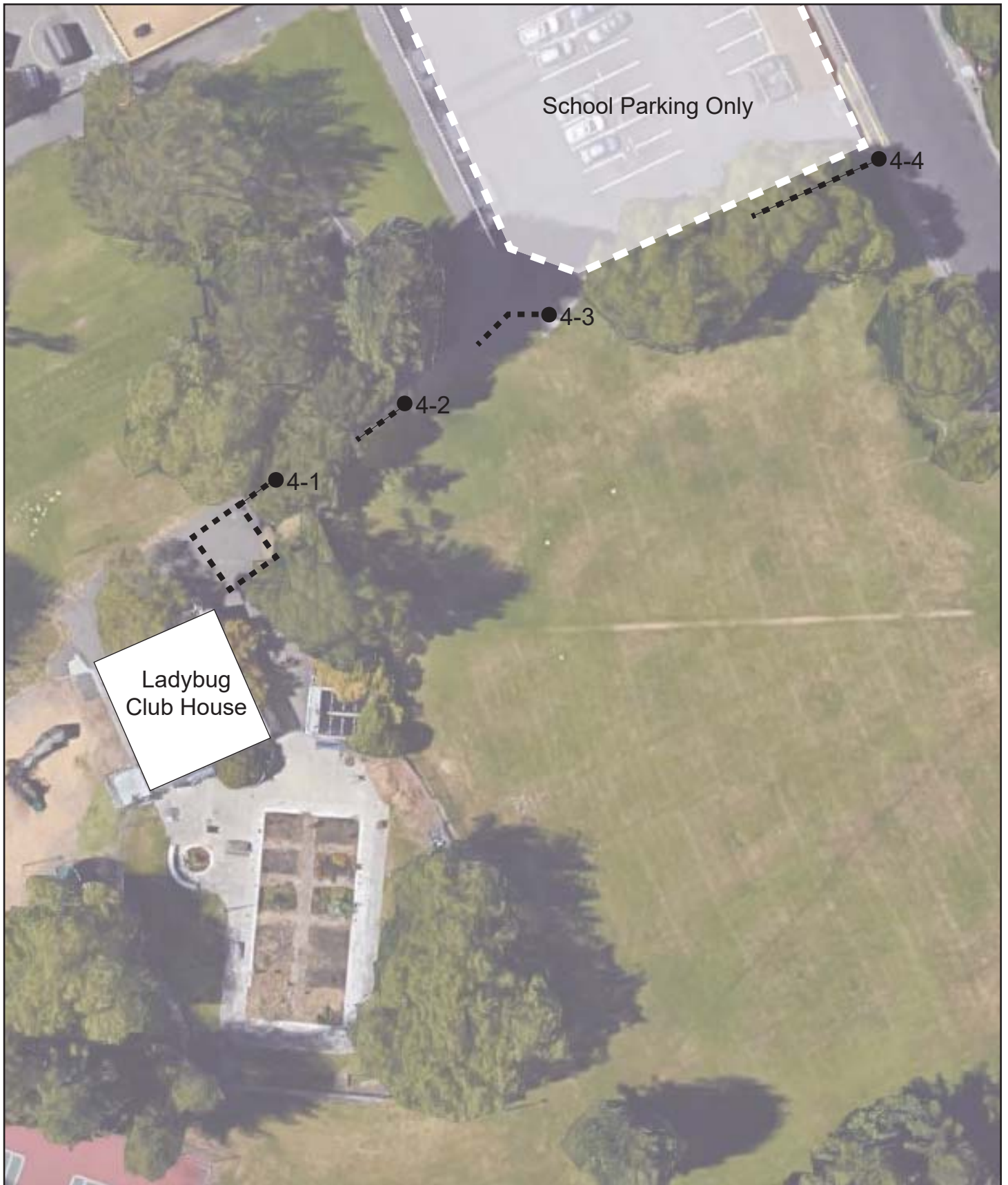
<b>Building</b>	
<b>32 - 1</b>	<b>Picnic Area</b>
	Category: 2
<b>Provide an accessible picnic unit</b>	<b>\$6,400</b>
Notes: The picnic facility does not provide an accessible picnic unit (20% required to be accessible, but no less than 2). The 5 picnic tables are not designed for accessibility. An accessible table has an area 30" min wide for knee space, 27" knee clearance above the ground measured 8" horizontally from the front face of the table, and 9" toe clearance above the ground extending 17" from the front face of the table.	
CBC: 11B-246.5	
Other: ABA F245.2.1	



# Ladybug Park Recreation Center



# Ladybug Park Recreation Center



**Rohnert Park**

Ladybug Park Recreation Room

<b>Building</b>	
<b>8 - 1</b>	<b>Door/Gate</b>
	Category: 1
<b>Enlarge door opening</b>	\$1,650
Notes: Height of clear opening is 79-3/4 inches AFF (80" min).	
CBC: 11B-404.2.3	
Other: ADA 404.2.3	
<b>Attach loose mat to the floor surface</b>	\$250
Notes: Door mat is not securely attached to ground surface.	
CBC: 11B-302.2	
Other: ADA 302.2	
<b>Adjust door closer</b>	\$125
Notes: Door opening force is 5-1/2 lbs (5 lbs max for exterior door).	
CBC: 11B-404.2.9	
Other: ADA 404.2.9	
<b>Replace or modify door threshold</b>	\$125
Notes: Door threshold has a vertical change of level of 1-1/2 inches (1/4" max or 1/2" max with a 1:2 bevel).	
CBC: 11B-404.2.5	
Other: ADA 404.2.5	
<b>Replace door hardware</b>	\$425
Notes: Operating force of panic hardware is 8 lbs (5 lbs max for exterior door).	
CBC: 11B-309.4, 11B-404.2.7	
Other: ADA 309.4	
<b>Regrade surface</b>	\$2,500
Notes: Slope on the pull side of the door is 4.9% (2.0% max)	
CBC: 11B-404.2.4.4	
Other: ADA 404.2.4.4	

## Rohnert Park

Ladybug Park Recreation Room

Building	
8 - 2	Door/Gate
Category: 1	
<b>Adjust door closer</b>	\$125
Notes: Door opening force is 10 lbs (5 lbs max for exterior door)	
CBC: 11B-404.2.9	
Other: ADA 404.2.9	
<b>Provide or modify door kick plate</b>	\$225
Notes: A smooth and uninterrupted kick plate surface is not provided. A doorstop is located in the 10" space above the finished floor.	
CBC: 11B-404.2.10	
Other: ADA 404.2.10	
<b>Replace door hardware</b>	\$425
Notes: Operating force of panic hardware is 20 lbs (5 lbs max for exterior door)	
CBC: 11B-309.4, 11B-404.2.7	
Other: ADA 309.4	
8 - 3	Door/Gate
Category: 2	
<b>Adjust door closer</b>	\$125
Notes: Door closer has a sweep time of 3-1/2 seconds (5 seconds min closing time from 90 degrees open to 12 degrees).	
CBC: 11B-404.2.8.1	
Other: ADA 404.2.8.1	
<b>Provide or modify door kick plate</b>	\$225
Notes: A smooth and uninterrupted kick plate surface is not provided. A doorstop is located in the 10" space above the finished floor.	
CBC: 11B-404.2.10	
Other: ADA 404.2.10	
<b>Enlarge door opening</b>	\$1,650
Notes: Height of clear opening is 79-3/4 inches AFF (80" min).	
CBC: 11B-404.2.3	
Other: ADA 404.2.3	

## Rohnert Park

Ladybug Park Recreation Room

<b>Building</b>	
<b>8 - 4</b>	<b>Door/Gate</b> <span style="float: right;">Category: 2</span>
<b>Adjust door closer</b>	<b>\$125</b>
Notes: Door closer has a sweep time of 3 seconds and door opening force is 10 lbs (5 seconds min closing time from 90 degrees open to 12 degrees and 5 lbs max for door opening force).	
CBC: 11B-404.2.8.1, 11B-404.2.9	
Other: ADA 404.2.8.1, ADA 404.2.9	
<b>Provide or modify door kick plate</b>	<b>\$225</b>
Notes: A smooth and uninterrupted kick plate surface is not provided. A doorstop is located in the 10" space above the finished floor.	
CBC: 11B-404.2.10	
Other: ADA 404.2.10	
<b>Enlarge door opening</b>	<b>\$1,650</b>
Notes: Height of clear opening is 79-3/4 inches AFF (80" min).	
CBC: 11B-404.2.3	
Other: ADA 404.2.3	
<b>Provide strike edge clearance</b>	<b>\$2,500</b>
Notes: Strike-edge clearance on pull side of door is 2 inches to heater ducts (18 inches min).	
CBC: 11B-404.2.4.1	
Other: ADA 404.2.4.1	
<b>18 - 1</b>	<b>Room</b> <span style="float: right;">Category: 2</span>
<b>Reposition controls and outlets</b>	<b>\$600</b>
Notes: Light switches are located between 51-1/2 and 60 inches AFF (48 inches max). The clear floor space in front of several light switches is obstructed by moveable features (trash cans and the microwave).	
CBC: 11B-308.2.1, 11B-308.3.1, 11B-308.3.2	
Other: ADA 308.2, ADA 308.2.1, ADA 308.3.1, ADA 308.3.2	

**Rohnert Park**

Ladybug Park Recreation Room

<b>Building</b>	
<b>20 - 1</b>	<b>Single User Restroom</b> <span style="float: right;">Category: 2</span>
<b>Install restroom sign</b>	<b>\$500</b>
Notes: The state restroom sign is not provided (required state sign is to be mounted on the center of the door: all-gender - triangle on circle). The federal tactile and braille restroom sign is mounted on the door (required federal sign is to be mounted on the latch side of the door).	
CBC: 11B-216.8, 11B-703.7.2.6	
Other: ADA 703	
<b>Replace or reposition mirror</b>	<b>\$150</b>
Notes: Bottom of the mirror's reflecting surface is 48-3/8 inches AFF (40" max).	
CBC: 11B-603.3	
Other: ADA 603.3	
<b>Replace or reposition dispenser</b>	<b>\$250</b>
Notes: Height to operating mechanism of toilet seat cover dispenser is 57 inches AFF (40" max) and a 30" by 48" clear floor space in front of seat cover dispenser is not provided. The seat cover dispenser is located behind the front of the toilet fixture. Centerline of the toilet paper roll dispenser is 18 inches in front of the water closet (7" min to 9" max).	
CBC: 11B-305.3, 11B-603.5, 11B-604.7	
Other: ADA 305.3, ADA 604.7	
<b>Insulate water lines</b>	<b>\$125</b>
Notes: Pipes under lavatory are not insulated.	
CBC: 11B-606.5	
Other: ADA 606.5	
<b>Replace or reposition fixtures</b>	<b>\$1,250</b>
Notes: The water closet centerline is 16 inches from the wall (17" min to 18" max).	
CBC: 11B-604.2	
Other: ADA 604.2	
<b>Reposition toilet flush controls</b>	<b>\$0</b>
Notes: Flush control is not located on the wide side of fixture.	
CBC: 11B-604.6	
Other: ADA 604.6	
<b>Replace toilet or adjust toilet seat height</b>	<b>\$3,000</b>
Notes: Water closet seat height is 16 inches (17 to 19 inches).	
CBC: 11B-604.4	
Other: ADA 604.4	

## Rohnert Park

Ladybug Park Recreation Room

<b>Building</b>	
<b>20 - 1</b>	<b>Single User Restroom</b> <span style="float: right;">Category: 2</span>
<b>Modify lavatory or counter clearances</b>	<b>\$0</b>
Notes: Clear space to the front apron is 28-3/4" (29 inches min). Knee space is 25-5/8 inches AFF measured 8 inches from front edge of the lavatory (27" min).	
CBC: 11B-306.3.1, 11B-306.3.3	
Other: ADA 306.3.1, ADA 306.3.3	
<b>Provide an accessible lavatory</b>	<b>\$3,000</b>
Notes: The centerline of the lavatory is 16 inches between the side wall and the center of the fixture (18 inches min).	
CBC: 11B-606.2	
Other: -	
<b>Replace or adjust water controls</b>	<b>\$0</b>
Notes: Lavatory controls require grasping and twisting to operate.	
CBC: 11B-606.4	
Other: ADA 309.4, ADA 606.4	
<b>Adjust shelving, storage, or work space</b>	<b>\$125</b>
Notes: Height of usable shelf is 54-3/8 inches AFF (40" min to 48" max). No clear floor space is provided in front of shelf.	
CBC: 11B-603.4	
Other: ADA 603.4	
<b>Provide clear floor or turning space</b>	<b>\$3,000</b>
Notes: The turning space is 55 inches in diameter (60 inches min).	
CBC: 11B-603.2.1, 11B-604.3.2	
Other: ADA 304.3.1, ADA 306.3.1, ADA 603.2.1	
<b>Replace or modify grab bars</b>	<b>\$300</b>
Notes: L-shaped grab bar is 24 inches long each way (rear grab bar is 36" long min, extends 12" and 24" min from centerline of water closet and side grab bar extends 54" min). The space between the wall and the grab bar is 2-7/8 inches (1-1/2" req).	
CBC: 11B-604.5.1, 11B-609.3	
Other: ADA 604.5.1, ADA 609.3	
<b>Modify grab bars</b>	<b>\$0</b>
Notes: L-shaped grab bar is 32-3/4 inches AFF (33" min to 36" max).	
CBC: 11B-609.4	
Other: ADA 609.4	

**Rohnert Park**

Ladybug Park Recreation Room

<b>Building</b>	
<b>20 - 1</b>	<b>Single User Restroom</b> <span style="float: right;">Category: 2</span>
<b>Increase water closet clear width or depth</b>	<b>\$0</b>
Notes: Width of clear space at water closet is 39 inches from the water closet side wall (60" min).	
CBC: 11B-604.8.1	
Other: ADA 604.3.1, ADA 604.8.1	
<b>Reposition controls and outlets</b>	<b>\$200</b>
Notes: The light switch is located more than 48 inches above the floor.	
CBC: 11B-308.2.1, 11B-308.2.2	
Other: ADA 308.2.1, ADA 308.2.2	



## Rohnert Park

Ladybug Park Recreation Room

<b>Building</b>	
<b>20 - 2</b>	<b>Single User Restroom</b> <span style="float: right;">Category: 2</span>
<b>Install restroom sign</b>	<b>\$500</b>
Notes: The state restroom sign is not provided (required state sign is to be mounted on the center of the door: all-gender - triangle on circle). The federal tactile and braille restroom sign is mounted on the door (required federal sign is to be mounted on the latch side of the door).	
CBC: 11B-216.8, 11B-703.7.2.6	
Other: ADA 703	
<b>Replace or reposition mirror</b>	<b>\$150</b>
Notes: Bottom of the mirror's reflecting surface is 48-1/4 inches AFF (40" max).	
CBC: 11B-603.3	
Other: ADA 603.3	
<b>Replace or reposition dispenser</b>	<b>\$375</b>
Notes: Height to operating mechanism of toilet seat cover dispenser is 55-1/2 inches AFF (40" max) and a 30" by 48" clear floor space in front of seat cover dispenser is not provided. The seat cover dispenser is located behind the front of the toilet fixture. Centerline of the toilet paper roll dispenser is 17 inches in front of the water closet (7" min to 9" max). Height to operating mechanism of soap dispenser is 50 inches AFF (40" max).	
CBC: 11B-305.3, 11B-603.5, 11B-604.7	
Other: ADA 305.3, ADA 604.7	
<b>Insulate water lines</b>	<b>\$125</b>
Notes: Pipes under lavatory are not insulated.	
CBC: 11B-606.5	
Other: ADA 606.5	
<b>Replace or reposition fixtures</b>	<b>\$1,250</b>
Notes: The water closet centerline is 15-1/2 inches from the wall (17" min to 18" max).	
CBC: 11B-604.2	
Other: ADA 604.2	
<b>Replace toilet or adjust toilet seat height</b>	<b>\$3,000</b>
Notes: Water closet seat height is 16 inches (17 to 19 inches).	
CBC: 11B-604.4	
Other: ADA 604.4	
<b>Modify lavatory or counter clearances</b>	<b>\$0</b>
Notes: Knee space is 26 inches AFF measured 8 inches from front edge of the lavatory (27" min).	
CBC: 11B-306.3.3	
Other: ADA 306.3.1, ADA 306.3.3	

**Rohnert Park**

Ladybug Park Recreation Room

<b>Building</b>	
<b>20 - 2</b>	<b>Single User Restroom</b> <span style="float: right;">Category: 2</span>
<b>Provide an accessible lavatory</b>	<b>\$3,000</b>
Notes: The centerline of the lavatory is 17-1/2 inches between the side wall and the center of the fixture (18 inches min).	
CBC: 11B-606.2	
Other: -	
<b>Replace or adjust water controls</b>	<b>\$0</b>
Notes: Lavatory controls require grasping and twisting to operate.	
CBC: 11B-606.4	
Other: ADA 309.4, ADA 606.4	
<b>Adjust shelving, storage, or work space</b>	<b>\$125</b>
Notes: Height of usable shelf is 54-1/8 inches AFF (40" min to 48" max). No clear floor space is provided in front of shelf.	
CBC: 11B-603.4	
Other: ADA 603.4	
<b>Provide clear floor or turning space</b>	<b>\$3,000</b>
Notes: The turning space between water closet and front wall is 55 inches in diameter (60 inches min).	
CBC: 11B-603.2.1, 11B-604.3.2	
Other: ADA 304.3.1, ADA 306.3.1, ADA 603.2.1	
<b>Replace or modify grab bars</b>	<b>\$600</b>
Notes: Side grab bar is 36-1/2 inches long (42 inches min) and extends 43-3/4" from rear wall (54" min). Rear grab bar is 18 inches long and is centered on the water closet (36" long min, extends 12" and 24" min from centerline of water closet).	
CBC: 11B-604.5.1, 11B-604.5.2	
Other: ADA 604.5.1, ADA 604.5.2	
<b>Reposition controls and outlets</b>	<b>\$200</b>
Notes: The light switch is located at 52-1/2 inches above the floor (48 inches max).	
CBC: 11B-308.2.1, 11B-308.2.2	
Other: ADA 308.2.1, ADA 308.2.2	

**Rohnert Park**

Ladybug Park Recreation Room

<b>Building</b>	
<b>25 - 1</b>	<b>Kitchen</b>
Category: 2	
<b>Modify counter height</b>	<b>\$1,500</b>
Notes: Height of kitchen work surface is 36-1/2 inches AFF (28" min to 34" max).	
CBC: 11B-902.3	
Other: ADA 902.3	
<b>Provide knee and toe clearance</b>	<b>\$0</b>
Notes: Knee and toe clearances are not provided at sink in kitchen with range (toe space extends under the sink 17 inches min at 9 inches AFF and knee space extends 11 inches min at 9 inches AFF and 8 inches deep at 27 inches AFF).	
CBC: 11B-306.2.1, 11B-306.3.3, 11B-804.6.4	
Other: ADA 306.2.1, ADA 306.2.3, ADA 306.3.1, ADA 306.3.3, ADA 804.6.4	
<b>Reposition Controls</b>	<b>\$750</b>
Notes: The hood controls are located at 74 inches above the floor (15" min to 48" max). The garbage disposal controls are located at 45 inches high behind a 26 inch deep counter (46 inches max when reach range is obstructed). The range controls are located at 47 inches high behind a 24 inch deep counter (46 inches max when reach range is obstructed).	
CBC: 11B-308.1	
Other: ADA 308.1	

## Rohnert Park

Ladybug Park Recreation Room

<b>Exterior</b>	
<b>4 - 1</b>	<b>Walk</b>
Category: 1	
<b>Regrade surface</b>	<b>\$11,070</b>
Notes: Cross slope of asphalt plaza at building entrance is up to 4.7% for 594 square feet (2.0% max). Asphalt walkway closest to building entrance has a cross slope of 3.2% to 4.5% (2.0% max) for 32 linear feet. Running slope of asphalt path of travel to building entrance is up to 19.9% for 4 linear feet (5.0% max). Repair surface cracks between asphalt pours.	
CBC: 11B-403.3 Other: ADA 403.3	
<b>Grind or patch vertical change of grade</b>	<b>\$250</b>
Notes: Vertical change in level up to 3/4 inch between concrete at building entrance and asphalt plaza (1/4" max or 1/2" max with a 1:2 bevel). Vertical change in level of 1/2 inch at to spalled asphalt (1/4" max or 1/2" max with a 1:2 bevel)	
CBC: 11B-303.2 Other: ADA 303.2, ADA 303.3	
<b>Reduce or eliminate opening</b>	<b>\$250</b>
Notes: Gap between concrete at building entrance and asphalt plaza is 1 inch (1/2" max).	
CBC: 11B-302.3 Other: ABA 302.3	
<b>4 - 2</b>	<b>Walk</b>
Category: 1	
<b>Regrade surface</b>	<b>\$300</b>
Notes: Cross slope of asphalt path is up to 2.9% for 5 linear feet (2.0% max).	
CBC: 11B-403.3 Other: ADA 403.3	
<b>Grind or patch vertical change of grade</b>	<b>\$0</b>
Notes: Vertical change in level up to 1 inch due to tree root upheaval (1/4" max or 1/2" max with a 1:2 bevel).	
CBC: 11B-303.2 Other: ADA 303.2, ADA 303.3	
<b>Reduce or eliminate opening</b>	<b>\$0</b>
Notes: Gaps in asphalt pavement due to tree root upheaval are up to 3 inches (1/2 inch max).	
CBC: 11B-302.3 Other: ABA 302.3	

**Rohnert Park**

Ladybug Park Recreation Room

<b>Exterior</b>	
<b>4 - 3</b>	<b>Walk</b> <span style="float: right;">Category: 1</span>
<b>Regrade surface</b>	<b>\$2,280</b>
Notes: Cross slope of asphalt path is 4.6% for 13 linear feet due to spalled pavement (2.0% max). Cross slope of concrete path is 4.6% for 25 linear feet (2.0% max).	
CBC: 11B-403.3	
Other: ADA 403.3	
<b>Grind or patch vertical change of grade</b>	<b>\$0</b>
Notes: Vertical change in level of 2-1/2 inches at joint between asphalt and concrete walkways (1/4" max or 1/2" max with a 1:2 bevel). Vertical change in level of 3/4 inches at concrete walkway (1/4" max or 1/2" max with a 1:2 bevel).	
CBC: 11B-303.2	
Other: ADA 303.2, ADA 303.3	
<b>4 - 4</b>	<b>Walk</b> <span style="float: right;">Category: 1</span>
<b>Regrade surface</b>	<b>\$5,940</b>
Notes: Running slope of concrete path is 6.8% to 8.1% for 17-1/2 linear feet closest to the right of way (5.0% max). Cross slope of concrete path is 6.4% to 9.3% for 99 linear feet (2.0% max).	
CBC: 11B-403.3	
Other: ADA 403.3	
<b>Grind or patch vertical change of grade</b>	<b>\$0</b>
Notes: Vertical change in level of 2 inches at junction of park walkway and sidewalk (1/4" max or 1/2" max with a 1:2 bevel).	
CBC: 11B-303.2	
Other: ADA 303.2, ADA 303.3	

# Magnolia Pool



**Rohnert Park**  
Magnolia Pool

<b>Building</b>		
<b>1 - 1</b>	<b>Parking Area</b>	Category: 1
<b>Provide adequate striping</b>		\$100
Notes: The words "No Parking" are not painted in the access aisle.		
CBC: 11B-502.3.3		
Other: -		
<b>Provide or modify accessible access aisles</b>		\$210
Notes: Van access aisle width is 80 inches (96 inches min).		
CBC: 11B-502.2, 11B-502.3.1		
Other: ADA 502.3.1		
<b>Install reserved parking sign</b>		\$750
Notes: An additional sign or language stating "Minimum Fine \$250" is not provided.		
CBC: 11B-502.6.2		
Other: -		
<b>3 - 1</b>	<b>Curb Ramp</b>	Category: 1
<b>Install, replace or modify curb ramp</b>		\$4,000
Notes: Curb ramp incline on the side closest to the pool has a running slope of up to 10% (8.33% max). Lip of curb has a slope of up to 20% for 3 inches.		
CBC: 11B-406.2.1		
Other: ADA 405.2, ADA 406.1		
<b>3 - 2</b>	<b>Curb Ramp</b>	Category: 1 or 4
<b>Install, replace or modify curb ramp</b>		\$4,000
Notes: Curb ramp has a running slope of up to 9.9% (8.33% max).		
CBC: 11B-406.2.1		
Other: ADA 405.2, ADA 406.1		
<b>4 - 1</b>	<b>Walk</b>	Category: 2
<b>Reduce or eliminate opening</b>		\$250
Notes: Trench drain covers have up to 5/8-inch openings between each section (1/2 inch max).		
CBC: 11B-302.3		
Other: ABA 302.3		
<b>Regrade surface</b>		\$1,200
Notes: Cross slope of concrete path is up to 2.5% for 20 linear feet (2.0% max).		
CBC: 11B-403.3		
Other: ADA 403.3		

**Rohnert Park**

Magnolia Pool

<b>Building</b>	
<b>4 - 2</b>	<b>Walk</b> <span style="float: right;">Category: 1</span>
<b>Grind or patch vertical change of grade</b>	<b>\$0</b>
Notes: Vertical change in level of 1-1/2 inches at concrete joint (1/4 inch max or 1/2 inch max with a 1:2 bevel).	
CBC: 11B-303.2	
Other: ADA 303.2, ADA 303.3	
<b>Regrade surface</b>	<b>\$960</b>
Notes: Cross slope of concrete path is up to 3.3% for 16 linear feet (2.0% max).	
CBC: 11B-403.3	
Other: ADA 403.3	
<b>Reduce or eliminate opening</b>	<b>\$500</b>
Notes: Utility boxes have openings up to 1 inch (1/2 inch max).	
CBC: 11B-302.3	
Other: ABA 302.3	
<b>4 - 3</b>	<b>Walk</b> <span style="float: right;">Category: 1</span>
<b>Regrade surface</b>	<b>\$3,300</b>
Notes: Cross slope of concrete path is up to 3.3% for 55 linear feet (2.0% max).	
CBC: 11B-403.3	
Other: ADA 403.3	
<b>4 - 4</b>	<b>Walk</b> <span style="float: right;">Category: 1</span>
<b>Regrade surface</b>	<b>\$1,080</b>
Notes: Cross slope of concrete path is 2.8% to 4.2% for 18 linear feet (2.0% max).	
CBC: 11B-403.3	
Other: ADA 403.3	
<b>4 - 5</b>	<b>Walk</b> <span style="float: right;">Category: 2</span>
<b>Grind or patch vertical change of grade</b>	<b>\$500</b>
Notes: Vertical change in level of 1-3/4 inches at 2 concrete joints (1/4" max or 1/2" max with a 1:2 bevel).	
CBC: 11B-303.2	
Other: ADA 303.2, ADA 303.3	



## Rohnert Park

### Magnolia Pool

<b>Building</b>	
<b>8 - 1</b>	<b>Door/Gate</b> <span style="float: right;">Category: 2</span>
<b>Regrade surface</b>	<b>\$2,500</b>
Notes: Slope on the push side of the door is 2.9% (2.0% max).	
CBC: 11B-404.2.4.4	
Other: ADA 404.2.4.4	
<b>Provide strike edge clearance</b>	<b>\$2,500</b>
Notes: Strike-edge clearance on the pull side of door is 0 inches dues to fixed trash receptacle at exterior (24 inches min).	
CBC: 11B-404.2.4.1	
Other: ADA 404.2.4.1	
<b>Adjust door closer</b>	<b>\$125</b>
Notes: Door opening force is 15 lbs (5 lbs max for exterior door).	
CBC: 11B-404.2.9	
Other: ADA 404.2.9	
<b>8 - 2</b>	<b>Door/Gate</b> <span style="float: right;">Category: 2</span>
<b>Provide an accessible path of travel</b>	<b>\$60</b>
Notes: An accessible route is not provided to the door due to a 1-inch gap at a control joint between the pool deck and the restroom building pad.	
CBC: 11B-206.2.4, 11B-404.1	
Other: ADA 206.2.4, ADA 404.1	
<b>Adjust door closer</b>	<b>\$125</b>
Notes: Door closer has a sweep time of 4 seconds and door opening force is 10 lbs (5 seconds min closing time from 90 degrees open to 12 degrees and 5 lbs max for exterior door opening force).	
CBC: 11B-404.2.8.1, 11B-404.2.9	
Other: ADA 404.2.8.1, ADA 404.2.9	
<b>8 - 3</b>	<b>Door/Gate</b> <span style="float: right;">Category: 2</span>
<b>Adjust door closer</b>	<b>\$125</b>
Notes: Door opening force is 8 lbs (5 lbs max for exterior door).	
CBC: 11B-404.2.9	
Other: ADA 404.2.9	
<b>10 - 1</b>	<b>Drinking Fountain</b> <span style="float: right;">Category: 3</span>
<b>Increase or provide maneuvering or clear floor area</b>	<b>\$1,000</b>
Notes: The drinking fountain is located 12 inches from the side wall and is not centered in the 30 x 48 inch clear ground space for front approach.	
CBC: 11B-305.1, 11B-306.1, 11B-306.2.1	
Other: ADA 305.1, ADA 305.3, ADA 305.5, ADA 306.1	

**Rohnert Park**

Magnolia Pool

<b>Building</b>	
<b>19 - 1 Multiple User Restroom</b>	<b>Category: 2</b>
<b>Install restroom sign</b>	<b>\$500</b>
Notes: The federal restroom sign is located on the door and not at latch side of door. The state restroom sign is not provided (required state sign is to be mounted on the center of the door: women - circle).	
CBC: 11B-216.8, 11B-703.7.2.6	
Other: ADA 703	
<b>Insulate water lines</b>	<b>\$125</b>
Notes: Pipes under lavatory are not insulated.	
CBC: 11B-606.5	
Other: ADA 606.5	
<b>Replace or reposition dispenser</b>	<b>\$250</b>
Notes: Height to operating mechanism of soap dispenser is 41 inches AFF (40" max). The 30" by 48" clear floor space at the paper towel dispenser is obstructed by the hand dryer.	
CBC: 11B-305.3, 11B-603.5	
Other: ADA 305.3	
<b>Replace or reposition mirror</b>	<b>\$150</b>
Notes: Bottom of mirror's reflecting surface is 40-5/8 inches AFF (40" max).	
CBC: 11B-603.3	
Other: ADA 603.3	
<b>Remove overhanging or protruding objects</b>	<b>\$250</b>
Notes: The feminine products dispenser protrudes 4-3/4 inches from wall at 33-3/8 inches AFF. The hand dryer protrudes 9 inches from wall at 37 inches AFF. (Objects may protrude no more than 4" where the lower edge is between 27" and 80" AFF.)	
CBC: 11B-307.2	
Other: ADA 307.2	
<b>Modify operating mechanism</b>	<b>\$250</b>
Notes: The feminine product dispenser requires twisting and grasping to operate.	
CBC: 11B-309.4	
Other: ADA 309.4	
<b>Modify stall partition and install new stall door</b>	<b>\$750</b>
Notes: Compartment with end-opening in-swinging door is 76-1/4 inches long with a wall mounted fixture (92 inches min). Compartment door is not located in front of the clear floor space for the water closet.	
CBC: 11B-604.8.1.1.3	
Other: -	

Rohnert Park  
Magnolia Pool

<b>Building</b>	
<b>19 - 1</b>	<b>Multiple User Restroom</b> <span style="float: right;">Category: 2</span>
<b>Modify lavatory or counter clearances</b>	<b>\$1,500</b>
Notes: Lavatory rim is 34-3/8 inches AFF (34 inches max).	
CBC: 11B-606.3	
Other: ADA 606.3	
<b>Reposition clothing hooks</b>	<b>\$125</b>
Notes: Coat hook is 62-1/2 inches AFF (48" max).	
CBC: 11B-603.4	
Other: ADA 308.1	
<b>Provide or replace compartment door hardware</b>	<b>\$175</b>
Notes: Compartment door does not have handle on the inside of door and is not self-closing.	
CBC: 11B-604.8.1.2	
Other: ADA 604.8.1.2	
<b>Replace or reposition fixtures</b>	<b>\$1,250</b>
Notes: The water closet centerline is 18-1/2 inches from the wall (17" min to 18" max).	
CBC: 11B-604.2	
Other: ADA 604.2	

Building	
<b>19 - 2</b>	<b>Multiple User Restroom</b> <span style="float: right;">Category: 2</span>
<b>Replace or reposition mirror</b>	<b>\$150</b>
Notes: Bottom of mirror's reflecting surface is 40-1/2 inches AFF (40" max).	
CBC: 11B-603.3	
Other: ADA 603.3	
<b>Replace or reposition dispenser</b>	<b>\$125</b>
Notes: Height to operating mechanism of soap cover dispenser is 40-1/2 inches AFF (40" max).	
CBC: 11B-603.5	
Other: -	
<b>Reposition clothing hooks</b>	<b>\$125</b>
Notes: Coat hook is 62-1/2 inches AFF (48" max).	
CBC: 11B-308.1, 11B-603.4	
Other: ADA 308.1	
<b>Provide or modify urinal shields</b>	<b>\$1,000</b>
Notes: The urinal shields extends 25 inches past the front of the urinal. The space between the urinal shields is restricted to 34 inches by the stile (36 inches min if they extend 24 inches past the front of the urinal).	
CBC: 11B-305.7.1, 11B-605.3	
Other: ADA 305.3, ADA 305.7.1, ADA 605.3	
<b>Modify stall partition and install new stall door</b>	<b>\$750</b>
Notes: Compartment door is not located in front of the clear floor space for the water closet. Compartment with end-opening door is 76-3/4 inches long and does not have 60 inches wide x 48 inches long min clear maneuvering space in front of wall mounted water closet.	
CBC: 11B-604.8.1.1.3, 11B-604.8.1.2	
Other: ADA 604.8.1.2	
<b>Provide or replace compartment door hardware</b>	<b>\$175</b>
Notes: Compartment door does not have handle on the inside of door and is not self-closing.	
CBC: 11B-604.8.1.2	
Other: ADA 604.8.1.2	
<b>Insulate water lines</b>	<b>\$125</b>
Notes: Pipes under lavatory are not insulated.	
CBC: 11B-606.5	
Other: ADA 606.5	

<b>Building</b>	
<b>19 - 2</b>	<b>Multiple User Restroom</b> <span style="float: right;">Category: 2</span>
<b>Remove overhanging or protruding objects</b> <span style="float: right;">\$125</span>	
Notes: The paper towel dispenser protrudes 9 inches from wall at 40 inches AFF (objects may protrude no more than 4" where the lower edge is between 27" and 80" AFF).	
CBC: 11B-307.2 Other: ADA 307.2	
<b>20 - 1</b>	<b>Single User Restroom</b> <span style="float: right;">Category: 2</span>
<b>Install restroom sign</b> <span style="float: right;">\$500</span>	
Notes: A federal tactile and braille restroom sign is not provided (required federal sign is to be mounted on the latch side of the door). The state restroom all-gender sign is not sufficiently tactile. The triangle is flush with the circle; the circle is raised 1/8 inch (1/4 inch min).	
CBC: 11B-216.8, 11B-703.7.2.6 Other: ADA 703	
<b>Insulate water lines</b> <span style="float: right;">\$125</span>	
Notes: Pipes under lavatory are not insulated.	
CBC: 11B-606.5 Other: ADA 606.5	
<b>Replace or reposition mirror</b> <span style="float: right;">\$150</span>	
Notes: Bottom of the mirror's reflecting surface is 40-5/8 inches AFF (40" max).	
CBC: 11B-603.3 Other: ADA 603.3	
<b>Replace or reposition dispenser</b> <span style="float: right;">\$250</span>	
Notes: Height to operating mechanism of soap dispenser is 40-1/2 inches AFF (40 inches max). Height to operating mechanism of paper towel dispenser is 53 inches AFF (40 inches max).	
CBC: 11B-603.5 Other: -	
<b>Replace or reposition fixtures</b> <span style="float: right;">\$1,250</span>	
Notes: The water closet centerline is 18-1/2 inches from the wall (17" min to 18" max).	
CBC: 11B-604.2 Other: ADA 604.2	

**Rohnert Park**

Magnolia Pool

<b>Building</b>	
<b>22 - 1 Bathing Facility</b>	Category: 2
<b>Replace water controls</b>	\$0
Notes: Control for the lower shower is 14-1/2 inches from seat attachment wall (19 to 27 inches).	
CBC: 11B-608.5.2	
Other: -	
<b>Provide an accessible shower seat</b>	\$0
Notes: The edge of the narrow section of the 'L' shaped seat is 14-1/2 inches from the seat attachment wall (15" min to 16" max). The wider portion of the 'L' shaped seat is 21-1/2 inches from the attachment wall (22" min to 23" max).	
CBC: 11B-610.3.1, 11B-610.3.2	
Other: ADA 610.3.1, ADA 610.3.2	
<b>Provide an accessible shower</b>	\$10,000
Notes: Entrance opening to shower is 35-1/2 inches wide (36 inches min). Compartment size is 35-1/4 x 75 inches (36 x 60 inches min).	
CBC: 11B-608.2.3	
Other: ADA 608.2.3	
<b>22 - 2 Bathing Facility</b>	Category: 2
<b>Replace water controls</b>	\$0
Notes: Control for the higher shower is 11-3/4 inches from the seat attachment wall (19 to 27 inches).	
CBC: 11B-608.5.2	
Other: -	
<b>Provide an accessible shower seat</b>	\$0
Notes: The edge of the narrow section of the 'L' shaped seat is 14-3/8 inches from the seat attachment wall (15" min to 16" max). The wider portion of the 'L' shaped seat is 21-1/2 inches from the attachment wall (22" min to 23" max).	
CBC: 11B-610.3.1, 11B-610.3.2	
Other: ADA 610.3.1, ADA 610.3.2	
<b>Provide an accessible shower</b>	\$10,000
Notes: Entrance opening to shower is 35 inches wide (36 inches min). Compartment size is 35 x 75-1/4 inches (36 x 60 inches min).	
CBC: 11B-608.2.3	
Other: ADA 608.2.3	
<b>Provide an accessible path of travel</b>	\$0
Notes: The corridor that turns into the bathing facility entrance is 40-1/4 inches wide (44 inches min)	
CBC: 11B-206.2	
Other: ADA 206.2	

**Rohnert Park**  
Magnolia Pool

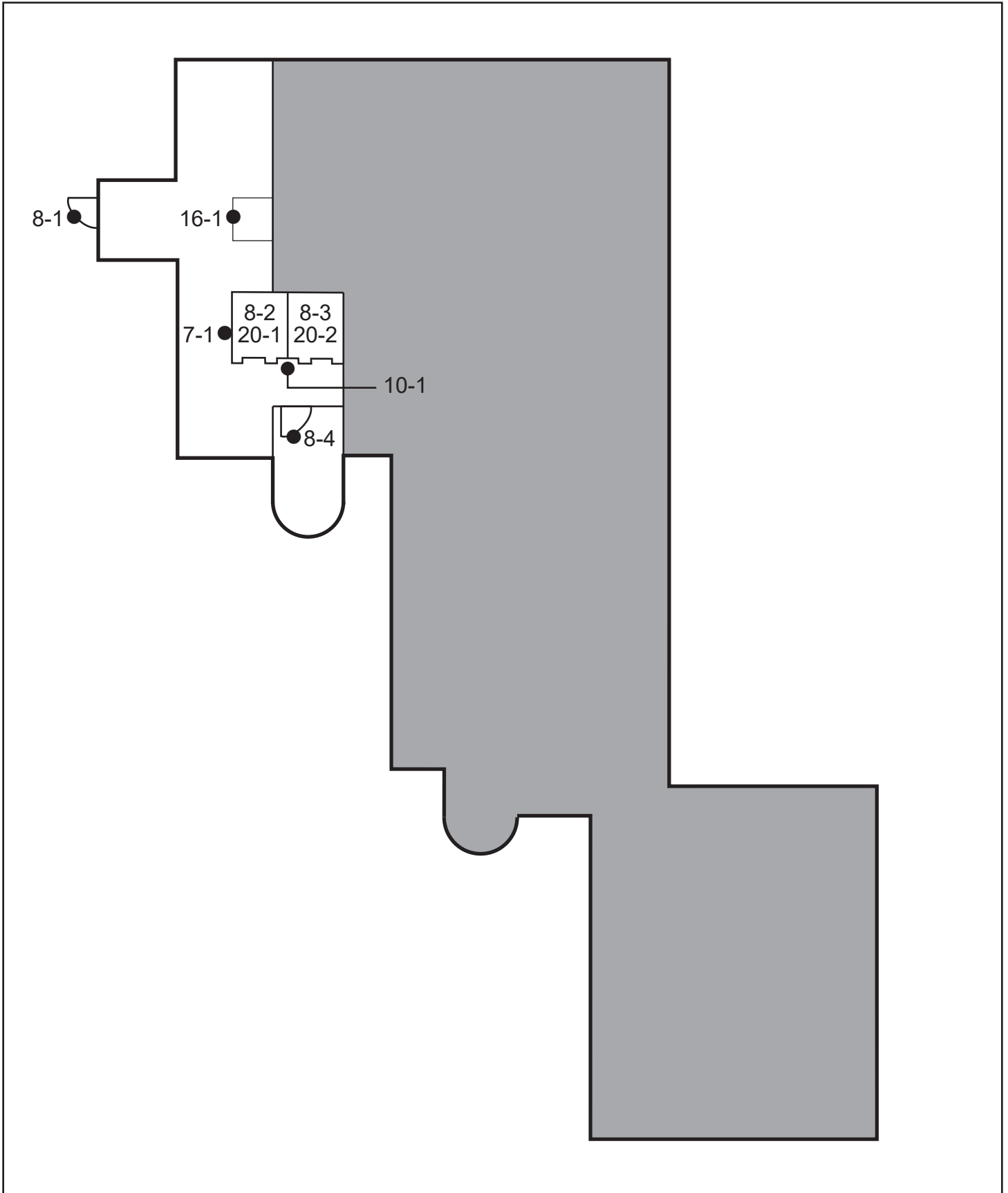
<b>Building</b>	
<b>31 - 1</b>	<b>Swimming Pool / Wading Pools / Spas (int. or ext. Category: 2</b>
<b>Increase or provide maneuvering or clear floor area</b>	<b>\$3,000</b>
Notes: Centerline of the seat is 12-1/2" from edge of pool (16" min). Advisory: seat was observed to be cracked at the back support.	
CBC: 11B-1009.2.2	
Other: ADA 1009.2.2	
<b>Modify swimming pool lift</b>	<b>\$1,000</b>
Notes: The operation of the lift was not tested due to lack of power (Spectrum Swim Lift II).	
CBC: 11B-1009.2.7	
Other: ADA 1009.2.7, ADA 309.4	
<b>Provide slip-resistant tread</b>	<b>\$0</b>
Notes: Top tread is tile and may not be slip resistant.	
CBC: 11B-1009.6.1	
Other: ADA 1009.6.1	
<b>Install handrail</b>	<b>\$1,500</b>
Notes: Handrail is provided in the middle of the stairs only (handrails are required on both sides of the stairs with an additional handrail located between 20 to 24 inches from one side handrail).	
CBC: 11B-1009.6.1	
Other: ADA 1009.6.1	
<b>Raise or lower existing handrail</b>	<b>\$0</b>
Notes: Handrail top surface is mounted at 33-1/4 inches above the pool deck surface and 32 inches in the sloped section above the pool stairs (34 to 38 inches).	
CBC: 11B-1009.6.1	
Other: ADA 1009.6.1	
<b>33 - 1</b>	<b>Outdoor Constructed Features Category: 2</b>
<b>Increase or provide clear floor area</b>	<b>\$1,000</b>
Notes: A clear ground space is not provided adjacent to the bench (36" by 48" min).	
CBC: 11B-305.1	
Other: ADA 305.1	

**Rohnert Park**  
Magnolia Pool

<b>Building</b>	
<b>35 - 1</b>	<b>Other</b>
Category: 2	
\$0	
Notes: Fire alarm pull is located at a height of 49-1/4 inches.	
CBC: -	
Other: -	
<b>Reposition controls</b>	
\$200	
Notes: Fire alarm pull height is 49-1/4 inches (48 inches max).	
CBC: 11B-308.3.1, 11B-308.3.2	
Other: ADA 308.3.1, ADA 308.3.2	



# Public Safety Headquarters



**Rohnert Park**

Public Safety Headquarters

<b>Floor 1</b>		
<b>7 - 1</b>	<b>Hazard</b>	Category: 2
<b>Remove overhanging or protruding objects</b>		<b>\$125</b>
Notes: AED protrudes 6 inches from the wall at 48 inches AFF (4" max. between 27" and 80" AFF).		
CBC: 11B-204.1, 11B-307.2		
Other: ADA 204.1, ADA 307.2		
<b>8 - 1</b>	<b>Door/Gate</b>	Category: 1
<b>Reduce or eliminate opening</b>		<b>\$250</b>
Notes: Escutcheon plate opening is 1 inch x 1 inch (1/2" max).		
CBC: -		
Other: ADA 302.3		
<b>8 - 2</b>	<b>Door/Gate</b>	Category: 2
<b>Adjust door closer</b>		<b>\$125</b>
Notes: Door opening force is 11 lbs (5 lbs max).		
CBC: 11B-404.2.9		
Other: ADA 404.2.9		
<b>Replace door hardware</b>		<b>\$425</b>
Notes: Door locking hardware requires grasping and twisting.		
CBC: 11B-309.4, 11B-404.2.7		
Other: ADA 309.4		
<b>Provide strike edge clearance</b>		<b>\$2,500</b>
Notes: Strike-edge clearance at push side of door with latch and closer is 3-3/4 inches to wall 18 inches deep (18 inches min).		
CBC: 11B-404.2.4.1		
Other: ADA 404.2.4.1		

**Rohnert Park**

Public Safety Headquarters

<b>Floor 1</b>	
<b>8 - 3</b>	<b>Door/Gate</b> <span style="float: right;">Category: 2</span>
<b>Adjust door closer</b>	<b>\$125</b>
Notes: Door opening force is 10 lbs (5 lbs max).	
CBC: 11B-404.2.9	
Other: ADA 404.2.9	
<b>Replace door hardware</b>	<b>\$425</b>
Notes: Door locking hardware requires grasping and twisting.	
CBC: 11B-309.4, 11B-404.2.7	
Other: ADA 309.4	
<b>Provide strike edge clearance</b>	<b>\$2,500</b>
Notes: Strike-edge clearance at push side of door with latch and closer is 3-3/4 inches to wall 18 inches deep (18 inches min).	
CBC: 11B-404.2.4.1	
Other: ADA 404.2.4.1	
<b>8 - 4</b>	<b>Door/Gate</b> <span style="float: right;">Category: 2</span>
<b>Adjust door closer</b>	<b>\$125</b>
Notes: Door closer has a sweep time of 3 seconds and door opening force is 11-1/2 lbs once door is unstuck (5 seconds min closing time from 90 degrees open to 12 degrees and 5 lbs max for door opening force).	
CBC: 11B-404.2.8.1, 11B-404.2.9	
Other: ADA 404.2.8.1, ADA 404.2.9	
<b>Install or modify sign</b>	<b>\$250</b>
Notes: A tactile or braille permanent room sign is not provided.	
CBC: 11B-216.2	
Other: ADA 216.2	

**Rohnert Park**

Public Safety Headquarters

<b>Floor 1</b>	
<b>10 - 1 Drinking Fountain</b>	Category: 3
<b>Install an additional high or low fountain</b>	\$3,000
Notes: A higher standing person fountain is not provided.	
CBC: 11B-211.2	
Other: ADA 211.2	
<b>Adjust the water stream height or direction</b>	\$0
Notes: The flow of the water is 0 inches high (4" high min).	
CBC: 11B-602.6	
Other: ADA 602.6	
<b>Raise or lower fountain</b>	\$0
Notes: Space between floor and bottom of fountain is 26 inches (27 inches min).	
CBC: 11B-602.4	
Other: ADA 602.4	
<b>Provide wing walls</b>	\$1,000
Notes: Unit is positioned in an alcove that is 31-3/4 inches wide and 16 inches deep (32 inches wide by 18 inches deep min).	
CBC: 11B-602.9	
Other: ADA 307.1	
<b>16 - 1 Built-in Elements</b>	Category: 2
<b>Provide an accessible counter</b>	\$1,500
Notes: Transaction counter is 42-1/2 inches AFF (34" max).	
CBC: 11B-904.4	
Other: ADA 904.4.1	

**Rohnert Park**

Public Safety Headquarters

<b>Floor 1</b>	
<b>20 - 1</b>	<b>Single User Restroom</b> <span style="float: right;">Category: 2</span>
<b>Install restroom sign</b>	<b>\$250</b>
Notes: A federal tactile and braille restroom sign is not provided (required federal sign is to be mounted on the latch side of the door).	
CBC: -	
Other: ADA 703	
<b>Replace or reposition dispenser</b>	<b>\$125</b>
Notes: Height to operating mechanism of paper towel dispenser is 44 inches AFF (40" max). Height to operating mechanism of toilet seat cover dispenser is 41-1/2" AFF (40" max).	
CBC: 11B-603.5	
Other: -	
<b>Replace or modify grab bars</b>	<b>\$300</b>
Notes: Side grab bar extends 53-1/2 inches from rear wall (54" min).	
CBC: 11B-604.5.1	
Other: ADA 604.5.1	
<b>Modify operating mechanism</b>	<b>\$250</b>
Notes: Handle of the feminine products dispenser requires twisting or grasping to operate.	
CBC: 11B-309.4	
Other: ADA 309.4	
<b>Modify lavatory or counter clearances</b>	<b>\$1,500</b>
Notes: Lavatory rim is 35-3/4 inches AFF (34" max).	
CBC: 11B-606.3	
Other: ADA 606.3	

**Rohnert Park**

Public Safety Headquarters

<b>Floor 1</b>	
<b>20 - 2</b>	<b>Single User Restroom</b> <span style="float: right;">Category: 2</span>
<b>Install restroom sign</b>	<b>\$250</b>
Notes: A federal tactile and braille restroom sign is not provided (required federal sign is to be mounted on the latch side of the door).	
CBC: -	
Other: ADA 703	
<b>Replace or reposition dispenser</b>	<b>\$375</b>
Notes: Height to operating mechanism of paper towel dispenser is 44 inches AFF (40" max). Height to operating mechanism of toilet seat cover dispenser is 42 inches AFF (40" max). Centerline of the toilet paper roll dispenser is 14 inches in front of the water closet (7" min to 9" max).	
CBC: 11B-603.5, 11B-604.7	
Other: ADA 604.7	
<b>Replace or modify grab bars</b>	<b>\$300</b>
Notes: Side grab bar extends 51-1/4 inches from rear wall (54" min).	
CBC: 11B-604.5.1	
Other: ADA 604.5.1	



**Rohnert Park**  
Senior Center

<b>Building</b>		
<b>7 - 1</b>	<b>Hazard</b>	Category: 2
<b>Remove overhanging or protruding objects</b>		<b>\$500</b>
Notes: The display cabinet protrudes 7-7/8 inches from the wall at 46 inches AFF (4" max. between 27" and 80" AFF). The transaction counter protrudes 6 inches from the wall at 40 inches AFF (4" max. between 27" and 80" AFF). The AED protrudes 6 inches from the wall at 56-1/4 inches AFF (4" max. between 27" and 80" AFF). The hand sanitizer protrudes 5-1/2 inches from the wall at 42 inches AFF (4" max. between 27" and 80" AFF).		
CBC: 11B-204.1, 11B-307.2 Other: ADA 204.1, ADA 307.2		
<b>7 - 2</b>	<b>Hazard</b>	Category: 2
<b>Remove overhanging or protruding objects</b>		<b>\$250</b>
Notes: The transaction counter protrudes 10 inches from the wall at 34-1/2 inches AFF (4" max. between 27" and 80" AFF). The hand sanitizer protrudes 5-1/2 inches from the wall at 44 inches AFF (4" max. between 27" and 80" AFF).		
CBC: 11B-204.1, 11B-307.2 Other: ADA 204.1, ADA 307.2		
<b>8 - 1</b>	<b>Door/Gate</b>	Category: 1
<b>Adjust door closer</b>		<b>\$125</b>
Notes: Door opening force of the leaf with the sign "Please Use Other Door" is 15 lbs and the door closer has a sweep time of 3 seconds. Door opening force of the designated leaf is 11 lbs (5 seconds min closing time from 90 degrees open to 12 degrees and 5 lbs max for exterior door opening force).		
CBC: 11B-404.2.8.1, 11B-404.2.9 Other: ADA 404.2.8.1, ADA 404.2.9		
<b>Attach loose mat to the floor surface</b>		<b>\$125</b>
Notes: Door mat is not securely attached to the floor surface.		
CBC: 11B-302.2 Other: ADA 302.2		
<b>Install or modify sign</b>		<b>\$250</b>
Notes: A tactile and braille EXIT sign is not provided.		
CBC: 1011.4 Other: ADA 216.4.1, ADA 703.4.1		



**Rohnert Park**  
Senior Center

<b>Building</b>	
<b>8 - 2</b>	<b>Door/Gate</b> <span style="float: right;">Category: 2</span>
<b>Install or modify sign</b>	<b>\$250</b>
Notes: A tactile or braille exit sign is not provided.	
CBC: 1011.4	
Other: ADA 216.4.1	
<b>Replace door hardware</b>	<b>\$425</b>
Notes: Door knob on lobby side requires grasping and twisting.	
CBC: 11B-309.4, 11B-404.2.7	
Other: ADA 309.4	
<b>Provide strike edge clearance</b>	<b>\$0</b>
Notes: Strike-edge clearance at pull side of door is 9 inches due to moveable display cabinet (18 inches min).	
CBC: 11B-404.2.4.1	
Other: ADA 404.2.4.1	
<b>Modify door window or side light</b>	<b>\$500</b>
Notes: Lower edge of door window is 50 inches AFF (43 inches max).	
CBC: 11B-404.2.11	
Other: ADA 404.2.11	
<b>8 - 3</b>	<b>Door/Gate</b> <span style="float: right;">Category: 1</span>
<b>Install or modify sign</b>	<b>\$250</b>
Notes: A tactile and braille EXIT sign is not provided.	
CBC: 1011.4	
Other: ADA 216.4.1, ADA 703.4.1	
<b>Adjust door closer</b>	<b>\$125</b>
Notes: Door closer has a sweep time of 3 seconds and door opening force is 12 lbs (5 seconds min closing time from 90 degrees open to 12 degrees and 5 lbs max for exterior door opening force).	
CBC: 11B-404.2.8.1, 11B-404.2.9	
Other: ADA 404.2.8.1, ADA 404.2.9	
<b>Provide or modify door kick plate</b>	<b>\$225</b>
Notes: A smooth and uninterrupted kick plate surface is not provided. A doorstop is located in the 10" space above the finished floor.	
CBC: 11B-404.2.10	
Other: ADA 404.2.10	

**Rohnert Park**  
Senior Center

<b>Building</b>	
<b>8 - 4</b>	<b>Door/Gate</b> <span style="float: right;">Category: 2</span>
<b>Install or modify sign</b>	<b>\$250</b>
Notes: A tactile or braille permanent room sign is not provided.	
CBC: 11B-216.2	
Other: ADA 216.2	
<b>Replace door hardware</b>	<b>\$425</b>
Notes: Door knob on Drop-In room side requires grasping and twisting.	
CBC: 11B-309.4, 11B-404.2.7	
Other: ADA 309.4	
<b>Provide strike edge clearance</b>	<b>\$2,500</b>
Notes: Strike-edge clearance at door is 3-1/8 inches due to wall (18 inches min).	
CBC: 11B-404.2.4.1	
Other: ADA 404.2.4.1	
<b>Modify door window or side light</b>	<b>\$500</b>
Notes: Lower edge of door window is 50-1/4 inches AFF (43 inches max).	
CBC: 11B-404.2.11	
Other: ADA 404.2.11	
<b>8 - 5</b>	<b>Door/Gate</b> <span style="float: right;">Category: 2</span>
<b>Install or modify sign</b>	<b>\$250</b>
Notes: A tactile or braille permanent room sign is not provided.	
CBC: 11B-216.2	
Other: ADA 216.2	
<b>Replace door hardware</b>	<b>\$425</b>
Notes: Door knob on dining room side requires grasping and twisting.	
CBC: 11B-309.4, 11B-404.2.7	
Other: ADA 309.4	
<b>Provide strike edge clearance</b>	<b>\$0</b>
Notes: Strike-edge clearance at pull side of door is 2 inches due to moveable table (18 inches min).	
CBC: 11B-404.2.4.1	
Other: ADA 404.2.4.1	
<b>Modify door window or side light</b>	<b>\$500</b>
Notes: Lower edge of door window is 50 inches AFF (43 inches max).	
CBC: 11B-404.2.11	
Other: ADA 404.2.11	

**Rohnert Park**  
Senior Center

<b>Building</b>	
<b>8 - 6</b>	<b>Door/Gate</b> <span style="float: right;">Category: 1</span>
<b>Install or modify sign</b>	<b>\$250</b>
Notes: A tactile and braille EXIT sign is not provided.	
CBC: 1011.4	
Other: ADA 216.4.1, ADA 703.4.1	
<b>Adjust door closer</b>	<b>\$125</b>
Notes: Door closer has a sweep time of 2-1/2 seconds and the door opening force is 17 lbs (5 seconds min closing time from 90 degrees open to 12 degrees and 5 lbs max for exterior door opening force).	
CBC: 11B-404.2.8.1, 11B-404.2.9	
Other: ADA 404.2.8.1, ADA 404.2.9	
<b>Increase maneuvering space</b>	<b>\$1,000</b>
Notes: Maneuvering clearance at door is 57-1/4 inches (60 inches min).	
CBC: 11B-404.2.4.1, 11B-404.2.4.2	
Other: ADA 404.2.4.1, ADA 404.2.4.2	
<b>Regrade surface</b>	<b>\$2,500</b>
Notes: Slope on the pull side of the door is 8.2% (2.0% max).	
CBC: 11B-404.2.4.4	
Other: ADA 404.2.4.4	
<b>Replace or modify door threshold</b>	<b>\$125</b>
Notes: Door threshold has a vertical change of level of 1 inch (1/4" max or 1/2" max with a 1:2 bevel).	
CBC: 11B-404.2.5	
Other: ADA 404.2.5	

**Rohnert Park**  
Senior Center

<b>Building</b>	
<b>8 - 7</b>	<b>Door/Gate</b> <span style="float: right;">Category: 1</span>
<b>Install or modify sign</b>	<b>\$250</b>
Notes: A tactile and braille EXIT sign is not provided.	
CBC: 1011.4	
Other: ADA 216.4.1, ADA 703.4.1	
<b>Adjust door closer</b>	<b>\$125</b>
Notes: The manual door opening force is 10 lbs (5 lbs max for exterior door).	
CBC: 11B-404.2.9	
Other: ADA 404.2.9	
<b>Regrade surface</b>	<b>\$2,500</b>
Notes: Slope on the exterior pull side of the door is 3.7% (2.0% max).	
CBC: 11B-404.2.4.4	
Other: ADA 404.2.4.4	
<b>Replace or modify door threshold</b>	<b>\$125</b>
Notes: Door threshold has a vertical change of level of 1 inch (1/4" max or 1/2" max with a 1:2 bevel).	
CBC: 11B-404.2.5	
Other: ADA 404.2.5	
<b>Attach loose mat to the floor surface</b>	<b>\$125</b>
Notes: Door mat is not securely attached to floor surface.	
CBC: 11B-302.2	
Other: ADA 302.2	
<b>Provide or modify door kick plate</b>	<b>\$225</b>
Notes: A smooth and uninterrupted kick plate surface is not provided. A doorstop is located in the 10" space above the finished floor.	
CBC: 11B-404.2.10	
Other: ADA 404.2.10	
<b>Increase maneuvering space</b>	<b>\$1,000</b>
Notes: Slope at the clear floor space at the exterior push button is 3.8% (a 30 x 48 inch clear floor space with 2.0% max. slope is required).	
CBC: 11B-404.3.5	
Other: -	

**Rohnert Park**  
Senior Center

<b>Building</b>		
<b>8 - 8</b>	<b>Door/Gate</b>	Category: 2
<b>Install or modify sign</b>		\$250
Notes: A tactile or braille permanent room sign is not provided.		
CBC: 11B-216.2		
Other: ADA 216.2		
<b>Replace door hardware</b>		\$425
Notes: Door knob on Drop-In room side requires grasping and twisting.		
CBC: 11B-309.4, 11B-404.2.7		
Other: ADA 309.4		
<b>Increase maneuvering space</b>		\$1,000
Notes: Maneuvering clearance at pull side of door (latch approach) is 48 inches (60 inches min). Maneuvering clearance at push side of door is 52 inches (60 inches min).		
CBC: 11B-404.2.4.1		
Other: ADA 404.2.4.1		
<b>8 - 9</b>	<b>Door/Gate</b>	Category: 2
<b>Replace door hardware</b>		\$425
Notes: Door knob on corridor side requires grasping and twisting.		
CBC: 11B-309.4, 11B-404.2.7		
Other: ADA 309.4		
<b>Provide strike edge clearance</b>		\$2,500
Notes: Strike-edge clearance at pull side of door is 9 inches due to drinking fountain (18 inches min).		
CBC: 11B-404.2.4.1		
Other: ADA 404.2.4.1		
<b>Modify door window or side light</b>		\$500
Notes: Lower edge of door window is 50-1/2 inches AFF (43 inches max).		
CBC: 11B-404.2.11		
Other: ADA 404.2.11		
<b>8 - 10</b>	<b>Door/Gate</b>	Category: 1
<b>Provide strike edge clearance</b>		\$2,500
Notes: Strike-edge clearance at pull side of door is 11-3/4 inches due to drinking fountain (18 inches min).		
CBC: 11B-404.2.4.1		
Other: ADA 404.2.4.1		
<b>Modify door window or side light</b>		\$500
Notes: Lower edge of door window is 49-3/4 inches AFF (43 inches max).		
CBC: 11B-404.2.11		
Other: ADA 404.2.11		

**Rohnert Park**  
Senior Center

<b>Building</b>	
<b>8 - 11</b>	<b>Door/Gate</b> <span style="float: right;">Category: 1</span>
<b>Install or modify sign</b>	<b>\$250</b>
Notes: A tactile and braille EXIT sign is not provided.	
CBC: 1011.4	
Other: ADA 216.4.1, ADA 703.4.1	
<b>Adjust door closer</b>	<b>\$125</b>
Notes: The manual door opening force of the automatic leaf is 12 lbs. The door closer on the other leaf has a sweep time of 3 seconds and a door opening force of 16 lbs (5 seconds min closing time from 90 degrees open to 12 degrees and 5 lbs max for exterior door opening force).	
CBC: 11B-404.2.8.1, 11B-404.2.9	
Other: ADA 404.2.8.1, ADA 404.2.9	
<b>Attach loose mat to the floor surface</b>	<b>\$125</b>
Notes: Door mat is not securely attached to floor surface.	
CBC: 11B-302.2	
Other: ADA 302.2	
<b>Provide or modify door kick plate</b>	<b>\$225</b>
Notes: A smooth and uninterrupted kick plate surface is not provided on one leaf. A doorstop is located in the 10" space above the finished floor.	
CBC: 11B-404.2.10	
Other: ADA 404.2.10	
<b>Enlarge door opening</b>	<b>\$1,650</b>
Notes: One door in the bank of 2 doors is 31-3/4 inches wide and the other door is 31-7/8" inches wide (32" min clear width).	
CBC: 11B-404.2.3	
Other: ADA 404.2.3	
<b>8 - 12</b>	<b>Door/Gate</b> <span style="float: right;">Category: 2</span>
<b>Install or modify sign</b>	<b>\$250</b>
Notes: A tactile or braille permanent room sign is not provided.	
CBC: 11B-216.2	
Other: ADA 216.2	
<b>8 - 13</b>	<b>Door/Gate</b> <span style="float: right;">Category: 2</span>
<b>Adjust door closer</b>	<b>\$125</b>
Notes: Door opening force is 8 lbs (5 lbs max).	
CBC: 11B-404.2.9	
Other: ADA 404.2.9	

**Rohnert Park**  
Senior Center

<b>Building</b>	
<b>8 - 14</b>	<b>Door/Gate</b> <span style="float: right;">Category: 2</span>
<b>Adjust door closer</b>	<b>\$125</b>
Notes: Door opening force is 8 lbs (5 lbs max).	
CBC: 11B-404.2.9	
Other: ADA 404.2.9	
<b>8 - 15</b>	<b>Door/Gate</b> <span style="float: right;">Category: 1</span>
<b>Install or modify sign</b>	<b>\$250</b>
Notes: A tactile and braille EXIT sign is not provided.	
CBC: 1011.4	
Other: ADA 216.4.1, ADA 703.4.1	
<b>Adjust door closer</b>	<b>\$125</b>
Notes: Door closer has a sweep time of 3-1/2 seconds and the door opening force is 12 lbs (5 seconds min closing time from 90 degrees open to 12 degrees and 5 lbs max for exterior door opening force).	
CBC: 11B-404.2.8.1, 11B-404.2.9	
Other: ADA 404.2.8.1, ADA 404.2.9	
<b>Regrade surface</b>	<b>\$2,500</b>
Notes: Slope on the exterior pull side of the door is 5% (2.0% max).	
CBC: 11B-404.2.4.4	
Other: ADA 404.2.4.4	
<b>Provide strike edge clearance</b>	<b>\$0</b>
Notes: Push side strike-edge clearance at front approach door with a closer is 3 inches to moveable worktable (12" min).	
CBC: 11B-404.2.4.1	
Other: ADA 404.2.4.1	
<b>8 - 16</b>	<b>Door/Gate</b> <span style="float: right;">Category: 2</span>
<b>Replace door hardware</b>	<b>\$425</b>
Notes: Door knob on exterior side requires grasping and twisting.	
CBC: 11B-309.4, 11B-404.2.7	
Other: ADA 309.4	
<b>Install or modify sign</b>	<b>\$250</b>
Notes: A tactile or braille permanent room sign is not provided.	
CBC: 11B-216.2	
Other: ADA 216.2	

**Rohnert Park**  
Senior Center

<b>Building</b>	
<b>8 - 17</b>	<b>Door/Gate</b> <span style="float: right;">Category: 2</span>
<b>Install or modify sign</b>	<b>\$250</b>
Notes: A tactile or braille permanent room sign is not provided.	
CBC: 1011.4	
Other: ADA 216.4.1	
<b>Modify door window or side light</b>	<b>\$500</b>
Notes: Lower edge of door window is 48-3/4 inches AFF (43 inches max).	
CBC: 11B-404.2.11	
Other: ADA 404.2.11	
<b>8 - 18</b>	<b>Door/Gate</b> <span style="float: right;">Category: 1</span>
<b>Install or modify sign</b>	<b>\$250</b>
Notes: A tactile and braille EXIT sign is not provided.	
CBC: 1011.4	
Other: ADA 216.4.1, ADA 703.4.1	
<b>Adjust door closer</b>	<b>\$125</b>
Notes: Door closer has a sweep time of 4 seconds (5 seconds min closing time from 90 degrees open to 12 degrees).	
CBC: 11B-404.2.8.1, 11B-404.2.9	
Other: ADA 404.2.8.1, ADA 404.2.9	
<b>Attach loose mat to the floor surface</b>	<b>\$125</b>
Notes: Door mats on interior and exterior are not securely attached to ground surface.	
CBC: 11B-302.2	
Other: ADA 302.2	
<b>Replace or modify door threshold</b>	<b>\$125</b>
Notes: Door threshold has a vertical change of level of 1-1/4 inches (1/4" max or 1/2" max with a 1:2 bevel).	
CBC: 11B-404.2.5	
Other: ADA 404.2.5	



**Rohnert Park**  
Senior Center

<b>Building</b>		
<b>8 - 19</b>	<b>Door/Gate</b>	Category: 2
<b>Install or modify sign</b>		\$250
Notes: A tactile or braille exit sign is not provided.		
CBC: 1011.4		
Other: ADA 216.4.1		
<b>Provide strike edge clearance</b>		\$2,500
Notes: Strike-edge clearance at push side door with latch and closer is 2-3/8 inches to wall (12 inches min).		
CBC: 11B-404.2.4.1		
Other: ADA 404.2.4.1		
<b>Modify door window or side light</b>		\$500
Notes: Lower edge of door window is 50-1/4 inches AFF (43 inches max).		
CBC: 11B-404.2.11		
Other: ADA 404.2.11		
<b>8 - 20</b>	<b>Door/Gate</b>	Category: 2
<b>Provide strike edge clearance</b>		\$2,500
Notes: Strike-edge clearance at door is 3-3/4 inches to wall (18 inches min).		
CBC: 11B-404.2.4.1		
Other: ADA 404.2.4.1		
<b>Modify door window or side light</b>		\$0
Notes: Lower edge of door window (which is blocked) is 49-3/4 inches AFF (43 inches max).		
CBC: 11B-404.2.11		
Other: ADA 404.2.11		
<b>8 - 21</b>	<b>Door/Gate</b>	Category: 2 or 4
<b>Replace door hardware</b>		\$425
Notes: Door hardware on Drop-In room side requires grasping and twisting.		
CBC: 11B-309.4, 11B-404.2.7		
Other: ADA 309.4		
<b>Enlarge door opening</b>		\$0
Notes: Clear opening at door is 31 inches wide due to storage behind door (32" min clear width).		
CBC: 11B-404.2.3		
Other: ADA 404.2.3		

**Rohnert Park**  
Senior Center

<b>Building</b>	
<b>8 - 22</b>	<b>Door/Gate</b> <span style="float: right;">Category: 2</span>
<b>Provide strike edge clearance</b>	<b>\$0</b>
Notes: Strike-edge clearance at door is 14 inches to moveable furniture (18 inches min).	
CBC: 11B-404.2.4.1	
Other: ADA 404.2.4.1	
<b>Modify door window or side light</b>	<b>\$500</b>
Notes: Lower edge of door window is 50-1/4 inches AFF (43 inches max).	
CBC: 11B-404.2.11	
Other: ADA 404.2.11	
<b>Replace door hardware</b>	<b>\$425</b>
Notes: Door hardware on Drop-In room side requires grasping and twisting.	
CBC: 11B-309.4, 11B-404.2.7	
Other: ADA 309.4	
<b>10 - 1</b>	<b>Drinking Fountain</b> <span style="float: right;">Category: 3</span>
<b>Install an additional high or low fountain</b>	<b>\$3,000</b>
Notes: A higher standing person fountain is not provided.	
CBC: 11B-211.2	
Other: ADA 211.2	
<b>Raise or lower fountain</b>	<b>\$0</b>
Notes: Space between the floor and bottom of fountain is 26-1/2 inches (27 inches min).	
CBC: 11B-602.4	
Other: ADA 602.4	

**Rohnert Park**  
Senior Center

<b>Building</b>	
<b>10 - 2</b>	<b>Drinking Fountain</b> <span style="float: right;">Category: 3</span>
<b>Install an additional high or low fountain</b>	<b>\$3,000</b>
Notes: A higher standing person fountain is not provided.	
CBC: 11B-211.2	
Other: ADA 211.2	
<b>Raise or lower fountain</b>	<b>\$0</b>
Notes: Space between the floor and bottom of fountain is 26 inches (27 inches min).	
CBC: 11B-602.4	
Other: ADA 602.4	
<b>Provide wing walls</b>	<b>\$1,000</b>
Notes: Unit does not have wing walls that extend to the front edge of the fountain and to within 6 inches of the floor, with 32 inches min. clear width. The drinking fountain protrudes 19-3/4 inches at 26 inches AFF.	
CBC: 11B-602.9	
Other: ADA 307.1	
<b>Adjust the water stream height or direction</b>	<b>\$0</b>
Notes: The flow of the water is 3-1/4 inches high (4" high min).	
CBC: 11B-602.6	
Other: ADA 602.6	
<b>10 - 3</b>	<b>Drinking Fountain</b> <span style="float: right;">Category: 3</span>
<b>Install an additional high or low fountain</b>	<b>\$3,000</b>
Notes: A higher standing person fountain is not provided.	
CBC: 11B-211.2	
Other: ADA 211.2	
<b>Provide wing walls</b>	<b>\$1,000</b>
Notes: Unit does not have wing walls that extend to the front edge of the fountain and to within 6 inches of the floor, with 32 inches min. clear width. The unit extends 17-3/4 inches from wall at 26-1/8 inches AFF.	
CBC: 11B-602.9	
Other: ADA 307.1	
<b>Adjust the water stream height or direction</b>	<b>\$0</b>
Notes: The flow of the water is 3-1/2 inches high (4" high min).	
CBC: 11B-602.6	
Other: ADA 602.6	
<b>Replace or adjust water controls</b>	<b>\$0</b>
Notes: Operating effort of control is 9 lbs (5 lbs max).	
CBC: 11B-309.1	
Other: ADA 309.1	

**Rohnert Park**  
Senior Center

<b>Building</b>		
<b>16 - 1</b>	<b>Built-in Elements</b>	Category: 2
<b>Provide an accessible counter</b>		\$1,500
Notes: Transaction counter is 40-3/4 inches AFF (34 inches max).		
CBC: 11B-904.4		
Other: ADA 904.4.1		
<b>16 - 2</b>	<b>Built-in Elements</b>	Category: 2
<b>Provide an accessible counter</b>		\$1,500
Notes: Transaction counter is 35-3/4 inches AFF (34 inches max).		
CBC: 11B-904.4		
Other: ADA 904.4.1		
<b>17 - 1</b>	<b>Corridor / Aisle</b>	Category: 2
<b>Widen corridor</b>		\$1,000
Notes: Corridor is 34 inches wide between grab bars for a distance of 32 inches (44" min).		
CBC: 11B-403.5.1		
Other: ADA 403.5.1		
<b>17 - 2</b>	<b>Corridor / Aisle</b>	Category: 2
<b>Widen corridor</b>		\$1,000
Notes: Corridor is 41-1/2 inches wide (44" min).		
CBC: 11B-403.5.1		
Other: ADA 403.5.1		
<b>17 - 3</b>	<b>Corridor / Aisle</b>	Category: 2
<b>Widen corridor</b>		\$1,000
Notes: Corridor is 42-3/4 inches wide (44" min).		
CBC: 11B-403.5.1		
Other: ADA 403.5.1		
<b>18 - 1</b>	<b>Room</b>	Category: 2
<b>Provide an accessible table</b>		\$3,000
Notes: Fifteen 8-ft long tables have knee clearance of 26-1/2 inches (27" AFF). 8 seating spaces were provided at each activity table (4 on each side). 5% min of seating spaces are required to be accessible (120 X 5% = 6 spaces)		
CBC: 11B-902.3		
Other: ADA 902.3		

**Rohnert Park**  
Senior Center

<b>Building</b>	
<b>18 - 2</b>	<b>Room</b>
	Category: 2
<b>Provide clear floor or turning space</b>	\$1,000
Notes: Clear floor space at the accessible work station is 29-1/4 inches wide (30 inches min).	
CBC: 11B-305.1	
Other: ADA 305.3, ADA 305.5	
<b>Provide an accessible table</b>	\$500
Notes: The top of the accessible work station is 26-1/2 inches above the floor (28 inches min. to 34 inches max). There are 8 work stations; 5% are required to be accessible (1 min). There is also a moveable desk stored under the accessible work station.	
CBC: 11B-902.3	
Other: ADA 902.3	
<b>18 - 3</b>	<b>Room</b>
	Category: 2
<b>Provide clear floor or turning space</b>	\$0
Notes: The turning area is 41-1/2 inches in diameter between moveable furniture (60 inches min).	
CBC: 11B-304.3	
Other: ADA 304.3, ADA 304.3.2, ADA 306.3.1	

Building	
<b>19 - 1</b>	<b>Multiple User Restroom</b> <span style="float: right;">Category: 2</span>
<b>Install restroom sign</b>	<b>\$250</b>
Notes: The state restroom sign is centered 61-1/4 inches AFF (58" min to 60" max). A federal tactile and braille restroom sign is not provided.	
CBC: 11B-216.8, 11B-703.7.2.6	
Other: ADA 703	
<b>Insulate water lines</b>	<b>\$125</b>
Notes: Pipes under lavatory are not insulated.	
CBC: 11B-606.5	
Other: ADA 606.5	
<b>Reposition clothing hooks</b>	<b>\$250</b>
Notes: Coat hook near lavatory is 64 inches AFF (48 inches max). Coat hook on door of wide compartment is 66-1/2 inches AFF (48 inches max).	
CBC: 11B-308.1, 11B-603.4	
Other: ADA 308.1	
<b>Replace or reposition dispenser</b>	<b>\$375</b>
Notes: Height to operating mechanism of soap dispenser at lavatory is 41 inches AFF (40" max). Height to operating mechanism of paper towel dispenser at lavatory is 50" AFF and height to paper towel pull is 48-1/2 inches AFF (40" max). Height to operating mechanism of toilet seat cover dispenser that is located behind the water closet is 48-1/2 inches AFF (40" max). A 30" by 48" clear space is not provided in front of the toilet seat cover dispenser.	
CBC: 11B-305.3, 11B-603.5	
Other: ADA 305.3	
<b>Modify lavatory or counter clearances</b>	<b>\$1,500</b>
Notes: Clear space beneath the lavatory is 27-7/8 inches at front apron (29" min). Knee space is 25-3/4 inches above the floor at 8 inches from in front of lavatory (27 inches).	
CBC: 11B-306.3.1, 11B-306.3.3	
Other: ADA 306.3.1, ADA 306.3.3	
<b>Modify stall partition and install new stall door</b>	<b>\$750</b>
Notes: Wide compartment door is not located in front of the clear floor space for the water closet. Compartment with end-opening door is 76 inches long and does not have 60 inch x 48 inch min clear maneuvering space in front of water closet for a floor mounted water closet.	
CBC: 11B-604.8.1.1.3, 11B-604.8.1.2	
Other: ADA 604.8.1.2	

**Rohnert Park**  
Senior Center

<b>Building</b>	
<b>19 - 1</b>	<b>Multiple User Restroom</b> <span style="float: right;">Category: 2</span>
<b>Reposition toilet flush controls</b>	<b>\$750</b>
Notes: Flush controls are not located on the wide side of the water closet in the wide compartment.	
CBC: 11B-604.6	
Other: ADA 604.6	
<b>Provide or replace compartment door hardware</b>	<b>\$350</b>
Notes: Wide compartment door does not have handle on the inside of door and is not self-closing. Ambulatory compartment door does not have handle on the inside of door and is not self-closing.	
CBC: 11B-604.8.1.2	
Other: ADA 604.8.1.2	
<b>Modify grab bars</b>	<b>\$125</b>
Notes: Rear grab bar extends from the centerline of the water closet 10 inches in the wide compartment (36" long min, extends 12" and 24" min from centerline of water closet). The side grab bar extends 51-3/4 inches from the rear wall of the wide compartment (starts 12" max from wall and extends 54" min from the rear wall).	
CBC: 11B-604.5.1, 11B-604.5.2	
Other: ADA 604.5.1, ADA 604.5.2	
<b>Modify stall partitions</b>	<b>\$500</b>
Notes: Ambulatory compartment door is 22-1/4 inches wide (32 inches min). Ambulatory compartment is 32-1/2 inches wide and 58-1/2 inches deep (35 to 37 inches wide and 60 inches deep min).	
CBC: 11B-604.8.2, 11B-604.8.2.2	
Other: ADA 404.2.3, ADA 604.8.2	
<b>Replace or modify grab bars</b>	<b>\$300</b>
Notes: Grab bars on both sides of the ambulatory compartment are 33 inches long (42 inches min) and are located 12-3/4 inches from rear wall (12 inches max).	
CBC: 11B-604.8.2.3	
Other: ADA 604.5.1, ADA 604.8.2.3	
<b>Replace or reposition fixtures</b>	<b>\$1,250</b>
Notes: The water closet centerline is 15-3/4 inches from the wall in the ambulatory compartment (17" min to 19" max).	
CBC: 11B-604.2	
Other: ADA 604.2	

**Rohnert Park**  
Senior Center

<b>Building</b>	
<b>19 - 2</b>	<b>Multiple User Restroom</b> <span style="float: right;">Category: 2</span>
<b>Install restroom sign</b>	<b>\$250</b>
Notes: The state restroom sign is centered 66-1/2 inches AFF (58" min to 60" max). A federal tactile and braille restroom sign is not provided.	
CBC: 11B-216.8, 11B-703.7.2.6	
Other: ADA 703	
<b>Insulate water lines</b>	<b>\$125</b>
Notes: Pipes under lavatory are not insulated.	
CBC: 11B-606.5	
Other: ADA 606.5	
<b>Reposition clothing hooks</b>	<b>\$250</b>
Notes: Coat hook on door of wide compartment is 65-1/2 inches AFF (48 inches max).	
CBC: 11B-308.1	
Other: ADA 308.1	
<b>Replace or reposition dispenser</b>	<b>\$250</b>
Notes: Height to operating mechanism of soap dispenser at lavatory is 44-1/2 inches AFF (40" max). The toilet paper roll dispenser is 3-3/4 inches above the side grab bar (the outlet of the dispenser must be located below the grab bar). A 1-1/2 inch min clear space must be maintained beneath the grab bar.	
CBC: 11B-603.5, 11B-604.7	
Other: ADA 604.7	
<b>Modify lavatory or counter clearances</b>	<b>\$1,500</b>
Notes: Clear space beneath the lavatory is 28-5/8 inches at front apron (29" min). Knee space is 26-1/2 inches above the floor at 8 inches from front of lavatory (27 inches).	
CBC: 11B-306.3.1, 11B-306.3.3	
Other: ADA 306.3.1, ADA 306.3.3	
<b>Modify stall partition and install new stall door</b>	<b>\$750</b>
Notes: Compartment has side-opening door that swings in. Compartment is 94-1/2 inches long for a floor mounted water closet (95 inches min).	
CBC: 11B-604.8.1.1.1	
Other: -	
<b>Provide or replace compartment door hardware</b>	<b>\$175</b>
Notes: Compartment door does not have handles on the inside or outside of door and is not self-closing.	
CBC: 11B-604.8.1.2	
Other: ADA 604.8.1.2	



**Rohnert Park**  
Senior Center

<b>Building</b>	
<b>19 - 2</b>	<b>Multiple User Restroom</b> <span style="float: right;">Category: 2</span>
<b>Modify grab bars</b>	<b>\$125</b>
Notes: The side grab bar extends 50 inches from the rear wall of the wide compartment (starts 12" max from wall and extends 54" min from the rear wall).	
CBC: 11B-604.5.2	
Other: ADA 604.5.2	
<b>Reposition toilet flush controls</b>	<b>\$750</b>
Notes: Urinal flush controls are 51-1/2 inches AFF (44" max).	
CBC: 11B-605.4	
Other: -	
<b>Provide clear floor or turning space</b>	<b>\$3,000</b>
Notes: Clear space in front of the urinal is 36 inches deep between front of urinal and wide stall partition (30" wide by 48" deep min).	
CBC: 11B-305.5, 11B-404.2.4.1	
Other: ADA 305.5, ADA 404.2.4.1	
<b>Remove overhanging or protruding objects</b>	<b>\$125</b>
Notes: Paper towel dispenser protrudes 9 inches from the wall at 41 inches AFF (objects may protrude no more than 4" where the lower edge is between 27" and 80" AFF).	
CBC: 11B-307.2	
Other: ADA 307.2	
<b>Provide an accessible path of travel</b>	<b>\$0</b>
Notes: Path of travel to accessible compartment is 36 inches wide between wall compartment partitions (44" min).	
CBC: 11B-403.5.1	
Other: -	

**Rohnert Park**  
Senior Center

<b>Building</b>	
<b>19 - 3</b>	<b>Multiple User Restroom</b>
	Category: 2
<b>Install restroom sign</b>	<b>\$250</b>
Notes: The state restroom sign is centered 66-1/2 inches AFF (58" min to 60" max). A federal tactile and braille restroom sign is not provided.	
CBC: 11B-216.8, 11B-703.7.2.6	
Other: ADA 703	
<b>Insulate water lines</b>	<b>\$125</b>
Notes: Pipes under lavatory are not insulated.	
CBC: 11B-606.5	
Other: ADA 606.5	
<b>Replace or reposition dispenser</b>	<b>\$250</b>
Notes: Height to operating mechanism of soap dispenser at lavatory is 41-1/2 inches AFF (40" max). Centerline of the toilet paper roll dispenser is 5-1/2 inches in front of the water closet (7" min to 9" max). The toilet paper roll dispenser is 1 inch below the side grab bar (A 1-1/2 inch min clear space must be maintained beneath the grab bar).	
CBC: 11B-603.5, 11B-604.7	
Other: ADA 604.7	
<b>Modify lavatory or counter clearances</b>	<b>\$1,500</b>
Notes: Knee space is 25 inches above the floor at 8 inches from front of lavatory (27 inches).	
CBC: 11B-306.3.1, 11B-306.3.3	
Other: ADA 306.3.1, ADA 306.3.3	
<b>Modify stall partition and install new stall door</b>	<b>\$750</b>
Notes: Compartment with side-opening, out-swinging door is 58-1/2 inches wide (60 inch x 60 inch min clear maneuvering space for a floor mounted water closet required).	
CBC: 11B-604.8.1.1.1, 11B-604.8.1.1.2	
Other: -	
<b>Provide or replace compartment door hardware</b>	<b>\$175</b>
Notes: Compartment door does not have handles on the inside or outside of door and is not self-closing.	
CBC: 11B-604.8.1.2	
Other: ADA 604.8.1.2	
<b>Reposition toilet flush controls</b>	<b>\$750</b>
Notes: Urinal flush controls are 45-1/4 inches AFF (44" max).	
CBC: 11B-605.4	
Other: -	

**Rohnert Park**  
Senior Center

<b>Building</b>	
<b>19 - 3 Multiple User Restroom</b>	Category: 2
<b>Provide clear floor or turning space</b>	\$3,000
Notes: Maneuvering clearance between wall and lavatory is 57-3/4 inches (60 inches min). CBC: 11B-305.5, 11B-404.2.4.1 Other: ADA 305.5, ADA 404.2.4.1	
<b>Replace or reposition mirror</b>	\$150
Notes: Bottom of mirror's reflecting surface is 42-5/8 inches AFF (40" max). CBC: 11B-603.3 Other: ADA 603.3	
<b>Replace urinal</b>	\$3,000
Notes: Lower urinal rim is 18 inches AFF (17" max). CBC: 11B-605.2 Other: ADA 605.2	
<b>Replace or reposition fixtures</b>	\$1,250
Notes: The water closet centerline is 16-3/4 inches from the wall (17" min to 18" max). CBC: 11B-604.2 Other: ADA 604.2	

**Rohnert Park**  
Senior Center

<b>Building</b>	
<b>19 - 4</b>	<b>Multiple User Restroom</b>
	Category: 2
<b>Install restroom sign</b>	<b>\$250</b>
Notes: The state restroom sign is centered 67-1/4 inches AFF (58" min to 60" max). A federal tactile and braille restroom sign is not provided.	
CBC: 11B-216.8, 11B-703.7.2.6	
Other: ADA 703	
<b>Replace or modify grab bars</b>	<b>\$600</b>
Notes: Toilet paper roll dispenser is 1 inch below the side grab bar. A 1-1/2 inch min clear space must be maintained beneath the grab bar.	
CBC: 11B-609.3	
Other: ADA 609.3	
<b>Modify lavatory or counter clearances</b>	<b>\$1,500</b>
Notes: Knee space extends 26-1/4 inches above the floor at 8 inches deep (27 inches).	
CBC: 11B-306.3.3	
Other: ADA 306.3.1, ADA 306.3.3	
<b>Provide or replace compartment door hardware</b>	<b>\$175</b>
Notes: Compartment door does not have handle on the inside of door and is not self-closing.	
CBC: 11B-604.8.1.2	
Other: ADA 604.8.1.2	
<b>Replace or reposition mirror</b>	<b>\$150</b>
Notes: Bottom of mirror's reflecting surface is 41 inches AFF (40" max).	
CBC: 11B-603.3	
Other: ADA 603.3	
<b>Replace or reposition fixtures</b>	<b>\$1,250</b>
Notes: The water closet centerline is 16-1/2 inches from the wall (17" min to 18" max).	
CBC: 11B-604.2	
Other: ADA 604.2	
<b>Modify grab bars</b>	<b>\$125</b>
Notes: The side grab bar extends 53 inches from the rear wall (starts 12" max from wall and extends 54" min from the rear wall).	
CBC: 11B-604.5.1	
Other: ADA 604.5.1	

**Rohnert Park**  
Senior Center

<b>Building</b>	
<b>19 - 4</b>	<b>Multiple User Restroom</b> <span style="float: right;">Category: 2</span>
<b>Modify stall partition and install new stall door</b>	<b>\$750</b>
Notes: Compartment with side-opening, out-swinging door is 79-1/4 inches long x 64-3/4 inches wide and does not have 60 inch x 60 inch min clear maneuvering space for a floor mounted water closet.	
CBC: 11B-604.8.1.1.2	
Other: -	
<b>26 - 1</b>	<b>Eating Area</b> <span style="float: right;">Category: 2</span>
<b>Provide an accessible table</b>	<b>\$5,000</b>
Notes: Five 8-foot long tables have knee clearance of 26-1/2 inches (27" AFF). In the current eating area configuration, 9 seating spaces were provided at each table. 5% min of seating spaces are required to be accessible (45 X 5% = 3 spaces)	
CBC: 11B-306.3.1	
Other: ADA 306.3.1	
<b>Provide an accessible counter</b>	<b>\$1,500</b>
Notes: The self-service counter is 36 inches AFF (34 inches max).	
CBC: 11B-902.3	
Other: ADA 902	

**Rohnert Park**  
Senior Center

<b>Exterior</b>		
<b>1 - 1</b>	<b>Parking Area</b>	Category: 1
<b>Provide adequate striping</b>		\$100
Notes: Accessible parking space is 15 feet long to wheel stop (18 feet total length required).		
CBC: 11B-502.2		
Other: ADA 502.2		
<b>Repair surface</b>		\$0
Notes: Standing water was observed in both accessible spaces and in the access aisle.		
CBC: 11B-302.1, 11B-303.1		
Other: ADA 302.1, ADA 303.1		
<b>1 - 2</b>	<b>Parking Area</b>	Category: 1
<b>Install reserved parking sign</b>		\$375
Notes: An additional sign or language stating "Minimum Fine \$250" is not provided.		
CBC: 11B-502.6.2		
Other: -		
<b>Provide adequate striping</b>		\$100
Notes: The words "No Parking" are not painted in the access aisle. Accessible parking space is 15 feet long to wheelstop (18 feet total length required).		
CBC: 11B-502.2, 11B-502.3.3		
Other: ADA 502.2		
<b>Provide or modify accessible access aisles</b>		\$0
Notes: Access aisle does not extend the full length of the parking space due to built up curb ramp		
CBC: 11B-502.3.2		
Other: ADA 502.3.2		
<b>Regrade accessible parking space or access aisle</b>		\$0
Notes: Built-up curb ramp is located within the access aisle (2.0% max slope the full length of the access aisle).		
CBC: 11B-502.4		
Other: ADA 502.4		

**Rohnert Park**  
Senior Center

<b>Exterior</b>		
<b>3 - 1</b>	<b>Curb Ramp</b>	Category: 1
<b>Install, replace or modify curb ramp</b>		\$4,000
Notes: Built-up curb ramp has a running slope of up to 8.9% (8.33% max).		
CBC: 11B-406.2.1		
Other: ADA 405.2, ADA 406.1		
<b>Grind or patch vertical change of grade</b>		\$0
Notes: There is a 1/2 inch change in level at the bottom of curb ramp (flush and free of surface level changes required).		
CBC: 11B-405.4, 11B-406.5.4		
Other: ADA 405.4		
<b>Provide detectable warnings</b>		\$0
Notes: Detectable warnings are not provided.		
CBC: 11B-247.1.2.2, 11B-705.1.2.2		
Other: -		
<b>3 - 2</b>	<b>Curb Ramp</b>	Category: 1
<b>Grind or patch vertical change of grade</b>		\$250
Notes: There is a 1/2 inch change in level at bottom of the curb ramp (flush and free of surface level changes).		
CBC: 11B-405.4, 11B-406.5.4		
Other: ADA 405.4		
<b>Provide detectable warnings</b>		\$1,000
Notes: Detectable warnings are not provided.		
CBC: 11B-247.1.2.2, 11B-705.1.2.2		
Other: -		
<b>3 - 3</b>	<b>Curb Ramp</b>	Category: 1
<b>Grind or patch vertical change of grade</b>		\$250
Notes: There is a 1/2 inch change in level at the bottom of the curb ramp (flush and free of surface level changes).		
CBC: 11B-405.4, 11B-406.5.4		
Other: ADA 405.4		
<b>Provide a level landing</b>		\$240
Notes: The top landing has a slope of 3.6% (2.0% max).		
CBC: 11B-406.5.3		
Other: ADA 406.4, ADA 406.7		

**Rohnert Park**  
Senior Center

<b>Exterior</b>	
<b>4 - 1</b>	<b>Walk</b> <span style="float: right;">Category: 2 or 4</span>
<b>Regrade surface</b>	<b>\$1,110</b>
Notes: Running slope of concrete walkway is up to 14% for 18.5 linear feet (5.0% max).	
CBC: 11B-403.3	
Other: ADA 403.3	
<b>32 - 1</b>	<b>Picnic Area</b> <span style="float: right;">Category: 2</span>
<b>Provide an accessible table</b>	<b>\$2,500</b>
Notes: A wheelchair space is not provided at the picnic table (30" by 48" min).	
CBC: -	
Other: ABA 1011.4	





**Rohnert Park**

Spreckels Performing Arts Center

<b>Floor 1</b>	
<b>5 - 1</b>	<b>Ramp</b> <span style="float: right;">Category: 2 or 4</span>
<b>Raise or lower existing handrail</b>	<b>\$550</b>
Notes: Top surface of handrail is mounted at 28 inches (34" min to 38" max).	
CBC: 11B-505.4	
Other: ADA 505.4	
<b>Regrade or replace ramp</b>	<b>\$0</b>
Notes: Running slope of ramp is 10%. (8.33% max.)	
CBC: 11B-405.2	
Other: ADA 405.2	
<b>6 - 1</b>	<b>Stairway</b> <span style="float: right;">Category: 2</span>
<b>Raise or lower existing handrail</b>	<b>\$700</b>
Notes: Top surface of both handrails is 32 inches (34" min to 38" max) (4 treads).	
CBC: 11B-505.4	
Other: ADA 505.4	
<b>Install tread striping</b>	<b>\$60</b>
Notes: The tread striping provided does not provide adequate contrast (required for the top and bottom treads on an interior stairway).	
CBC: 11B-504.4.1	
Other: -	
<b>6 - 2</b>	<b>Stairway</b> <span style="float: right;">Category: 2</span>
<b>Raise or lower existing handrail</b>	<b>\$700</b>
Notes: Top surface of both handrails is 32 inches (34" min to 38" max) (4 treads).	
CBC: 11B-505.4	
Other: ADA 505.4	
<b>Install tread striping</b>	<b>\$60</b>
Notes: The tread striping provided does not provide adequate contrast (required for the top and bottom treads on an interior stairway).	
CBC: 11B-504.4.1	
Other: -	

**Rohnert Park**

Spreckels Performing Arts Center

<b>Floor 1</b>	
<b>6 - 3</b>	<b>Stairway</b> <span style="float: right;">Category: 2</span>
<b>Install tread striping</b>	<b>\$30</b>
Notes: No tread striping provided (required for the top and bottom treads on an interior stairway).	
CBC: 11B-504.4.1	
Other: -	
<b>Replace stairs</b>	<b>\$2,400</b>
Notes: Stairs (8 risers) are 42-1/2 inches wide (44" min for occupancy loads greater than 50).	
CBC: 1009.1	
Other: -	
<b>Install a handrail</b>	<b>\$375</b>
Notes: A parallel extension is not provided at the bottom of either handrail (12 inches min). A parallel extension is not provided at the top of one handrail (12 inches).	
CBC: 11B-505.10.2, 11B-505.10.3	
Other: ADA 505.10.2, ADA 505.10.3	
<b>6 - 4</b>	<b>Stairway</b> <span style="float: right;">Category: 2</span>
<b>Install tread striping</b>	<b>\$30</b>
Notes: No tread striping provided (required for the top and bottom treads on an interior stairway).	
CBC: 11B-504.4.1	
Other: -	
<b>Replace stairs</b>	<b>\$1,800</b>
Notes: Stairs (6 risers) are 42-1/2 inches wide (44" min for occupancy loads greater than 50).	
CBC: 1009.1	
Other: -	
<b>Install a handrail</b>	<b>\$375</b>
Notes: A parallel extension is not provided at the bottom of either handrail (12 inches min). A parallel extension is not provided at the top of one handrail (12 inches).	
CBC: 11B-505.10.2, 11B-505.10.3	
Other: ADA 505.10.2, ADA 505.10.3	

**Rohnert Park**

Spreckels Performing Arts Center

<b>Floor 1</b>		
<b>6 - 5</b>	<b>Stairway</b>	Category: 2
<b>Install a handrail</b>		<b>\$250</b>
Notes: The parallel extension at the top of the stairs is 9 inches for each handrail (12 inches min).		
CBC: 11B-505.10.2		
Other: ADA 505.10.2		
<b>Raise or lower existing handrail</b>		<b>\$100</b>
Notes: Top surface of handrails is 33 inches (34" min to 38" max).		
CBC: 11B-505.4		
Other: ADA 505.4		
<b>6 - 6</b>	<b>Stairway</b>	Category: 2
<b>Install a handrail</b>		<b>\$500</b>
Notes: The parallel extension at the top of the stairs is 9 inches for each handrail (12 inches min). A sloped extension of 10 inches is provided at the bottom of each handrail (one tread-width min).		
CBC: 11B-505.10.2, 11B-505.10.3		
Other: ADA 505.10.2, ADA 505.10.3		
<b>6 - 7</b>	<b>Stairway</b>	Category: 2
<b>Install tread striping</b>		<b>\$300</b>
Notes: No tread striping provided (required for the top and bottom treads of each run on an interior stairway).		
CBC: 11B-504.4.1		
Other: -		
<b>6 - 8</b>	<b>Stairway</b>	Category: 2
<b>Install tread striping</b>		<b>\$150</b>
Notes: No tread striping provided at 5 runs with 2 steps at each run (required for the top and bottom treads of each run on an interior stairway).		
CBC: 11B-504.4.1		
Other: -		
<b>6 - 9</b>	<b>Stairway</b>	Category: 2
<b>Install tread striping</b>		<b>\$120</b>
Notes: No tread striping provided at 4 runs with 2 steps at each run (required for the top and bottom treads of each run on an interior stairway).		
CBC: 11B-504.4.1		
Other: -		

## Rohnert Park

Spreckels Performing Arts Center

<b>Floor 1</b>	
<b>6 - 10</b>	<b>Stairway</b> <span style="float: right;">Category: 2</span>
<b>Install tread striping</b>	<b>\$120</b>
Notes: No tread striping provided (required for the top and bottom treads on an interior stairway).	
CBC: 11B-504.4.1	
Other: -	
<b>7 - 1</b>	<b>Hazard</b> <span style="float: right;">Category: 2</span>
<b>Remove overhanging or protruding objects</b>	<b>\$125</b>
Notes: The fire extinguisher protrudes 5-3/4 inches from the wall at 33-1/2 inches AFF (4" max. between 27" and 80" AFF).	
CBC: 11B-204.1, 11B-307.2	
Other: ADA 204.1, ADA 307.2	
<b>8 - 1</b>	<b>Door/Gate</b> <span style="float: right;">Category: 1</span>
<b>Adjust door closer</b>	<b>\$125</b>
Notes: Door A closer has a sweep time of 3-1/2 seconds and the door opening force is 11 lbs. Door B closer has a sweep time of 3 seconds and the door opening force is 15 lbs. Door C closer has a sweep time of 4 seconds and the door opening force is 15 lbs. Door D closer has a sweep time of 3-1/2 seconds and the door opening force is 15 lbs (5 seconds min closing time from 90 degrees open to 12 degrees and 5 lbs max for exterior door opening force).	
CBC: 11B-404.2.9	
Other: ADA 404.2.9	
<b>Install or modify sign</b>	<b>\$250</b>
Notes: A tactile and braille EXIT sign is not provided.	
CBC: 1011.4	
Other: ADA 216.4.1, ADA 703.4.1	
<b>Replace door hardware</b>	<b>\$1,700</b>
Notes: Operable effort of Door A panic hardware is 17 lbs. Operable effort of Door B panic hardware is 17 lbs. Operable effort of Door C panic hardware is 16 lbs. Operable effort of Door D panic hardware is 17 lbs (5 lbs max for exterior door).	
CBC: 11B-309.4, 11B-404.2.7	
Other: ADA 309.4	

## Rohnert Park

Spreckels Performing Arts Center

<b>Floor 1</b>	
<b>8 - 2</b>	<b>Door/Gate</b> <span style="float: right;">Category: 1</span>
<b>Adjust door closer</b>	<b>\$125</b>
Notes: Door A closer has a sweep time of 4 seconds and door opening force is 15 lbs. Door B closer has a sweep time of 4 seconds and door opening force is 13 lbs (5 seconds min closing time from 90 degrees open to 12 degrees and 5 lbs max for door opening force).	
CBC: 11B-404.2.8.1, 11B-404.2.9 Other: ADA 404.2.8.1, ADA 404.2.9	
<b>Replace door hardware</b>	<b>\$850</b>
Notes: No exterior door hardware is provided on either door. Operable effort of Door A panic hardware is 12 lbs. Operable effort of Door B panic hardware is 10 lbs (5 lbs max for exterior door).	
CBC: 11B-309.4, 11B-404.2.7 Other: ADA 309.4	
<b>Regrade surface</b>	<b>\$2,500</b>
Notes: Slope on the pull side of the door is 3.6% (2.0% max).	
CBC: 11B-404.2.4.4 Other: ADA 404.2.4.4	
<b>8 - 3</b>	<b>Door/Gate</b> <span style="float: right;">Category: 1</span>
<b>Adjust door closer</b>	<b>\$125</b>
Notes: Door A closer has a sweep time of 4 seconds and door opening force is 14 lbs. Door B opening force is 13 lbs (5 seconds min closing time from 90 degrees open to 12 degrees and 5 lbs max for exterior door opening force).	
CBC: 11B-404.2.8.1, 11B-404.2.9 Other: ADA 404.2.8.1, ADA 404.2.9	
<b>Regrade surface</b>	<b>\$2,500</b>
Notes: Slope on the pull side of the door is 2.9% (2.0% max).	
CBC: 11B-404.2.4.4 Other: ADA 404.2.4.4	
<b>Provide or modify door kick plate</b>	<b>\$225</b>
Notes: Smooth and uninterrupted kick plate surfaces are not provided. A doorstop is located in the 10" space above the finished floor on both doors.	
CBC: 11B-404.2.10 Other: ADA 404.2.10	
<b>Replace door hardware</b>	<b>\$850</b>
Notes: Operating force of Door A panic hardware is 13 lbs. Operating force of Door B panic hardware is 10 lbs (5 lbs max for exterior door).	
CBC: 11B-309.4, 11B-404.2.7 Other: ADA 309.4	

**Rohnert Park**

Spreckels Performing Arts Center

<b>Floor 1</b>	
<b>8 - 4</b>	<b>Door/Gate</b>
	Category: 1
<b>Adjust door closer</b>	\$125
Notes: Door A closer has a sweep time of 4 seconds and door opening force is 15 lbs. Door B closer has a sweep time of 3-1/2 seconds and door opening force is 15 lbs (5 seconds min closing time from 90 degrees open to 12 degrees and 5 lbs max for exterior door opening force).	
CBC: 11B-404.2.8.1, 11B-404.2.9 Other: ADA 404.2.8.1, ADA 404.2.9	
<b>Regrade surface</b>	\$2,500
Notes: Slope on the pull side of the door is 2.8% (2.0% max).	
CBC: 11B-404.2.4.4 Other: ADA 404.2.4.4	
<b>Provide or modify door kick plate</b>	\$225
Notes: Smooth and uninterrupted kick plate surfaces are not provided. A doorstop is located in the 10" space above the finished floor on both doors.	
CBC: 11B-404.2.10 Other: ADA 404.2.10	
<b>Replace door hardware</b>	\$850
Notes: Operating force of Door A panic hardware is 10 lbs. Operating force of Door B panic hardware is 11 lbs (5 lbs max for exterior door).	
CBC: 11B-309.4, 11B-404.2.7 Other: ADA 309.4	

**Rohnert Park**

Spreckels Performing Arts Center

<b>Floor 1</b>	
<b>8 - 5</b>	<b>Door/Gate</b> <span style="float: right;">Category: 1</span>
<b>Adjust door closer</b>	<b>\$125</b>
Notes: Door A closer has a sweep time of 3-1/2 seconds and door opening force is 15 lbs. Door B closer has a sweep time of 3-1/2 seconds and door opening force is 13 lbs (5 seconds min closing time from 90 degrees open to 12 degrees and 5 lbs max for exterior door opening force).	
CBC: 11B-404.2.8.1, 11B-404.2.9	
Other: ADA 404.2.8.1, ADA 404.2.9	
<b>Regrade surface</b>	<b>\$2,500</b>
Notes: Slope on the pull side of the door is 3.6% (2.0% max).	
CBC: 11B-404.2.4.4	
Other: ADA 404.2.4.4	
<b>Replace door hardware</b>	<b>\$850</b>
Notes: No exterior door hardware is provided on either door. Operating force of Door A panic hardware is 10 lbs. Operating force of Door B panic hardware is 11 lbs (5 lbs max for exterior door).	
CBC: 11B-309.4, 11B-404.2.7	
Other: ADA 309.4	



## Rohnert Park

Spreckels Performing Arts Center

Floor 1		
8 - 6	Door/Gate	Category: 1
<b>Adjust door closer</b>		\$125
Notes: Door A opening force is 15 lbs. Door B closer has a sweep time of 4 seconds and door opening force is 17 lbs. Door C closer has a sweep time of 4 seconds and door opening force is 22 lbs. Door D opening force is 11 lbs (5 seconds min closing time from 90 degrees open to 12 degrees and 5 lbs max for exterior door opening force). Interior automatic door push button not functioning at time of survey.		
CBC: 11B-404.2.8.1, 11B-404.2.9		
Other: ADA 404.2.8.1, ADA 404.2.9		
<b>Install or modify sign</b>		\$250
Notes: A tactile and braille EXIT sign is not provided.		
CBC: 1011.4		
Other: ADA 216.4.1, ADA 703.4.1		
<b>Provide or modify door kick plate</b>		\$450
Notes: A smooth and uninterrupted kick plate surface is not provided at Doors B and C. A doorstop is located in the 10" space above the finished floor at each door.		
CBC: 11B-404.2.10		
Other: ADA 404.2.10		
<b>Attach loose mat to the floor surface</b>		\$125
Notes: Door mat is not securely attached to ground surface.		
CBC: 11B-302.2		
Other: ADA 302.2		
<b>Replace door hardware</b>		\$1,275
Notes: Operating force of Door A panic hardware is 11 lbs. Operating force of Door B panic hardware is 9 lbs. Operating force of Door D panic hardware is 6 lbs (5 lbs max for exterior door). Automatic door is stuck on the inside.		
CBC: 11B-309.4, 11B-404.2.7		
Other: ADA 309.4		
8 - 7	Door/Gate	Category: 2
<b>Adjust door closer</b>		\$125
Notes: Restroom entrance door closer has a sweep time of 4 seconds and door opening force is 11 lbs (5 seconds min closing time from 90 degrees open to 12 degrees and 5 lbs max for door opening force).		
CBC: 11B-404.2.8.1, 11B-404.2.9		
Other: ADA 404.2.8.1, ADA 404.2.9		

**Rohnert Park**

Spreckels Performing Arts Center

<b>Floor 1</b>	
<b>8 - 8</b>	<b>Door/Gate</b> <span style="float: right;">Category: 2</span>
<b>Adjust door closer</b>	<b>\$125</b>
Notes: Restroom exit door closer has a sweep time of 3-1/2 seconds and door opening force is 10 lbs (5 seconds min closing time from 90 degrees open to 12 degrees and 5 lbs max for door opening force).	
CBC: 11B-404.2.8.1, 11B-404.2.9	
Other: ADA 404.2.8.1, ADA 404.2.9	
<b>Provide strike edge clearance</b>	<b>\$2,500</b>
Notes: Push side strike-edge clearance at front approach door with a closer is 3-1/2 inches to wall (12 inches min).	
CBC: 11B-404.2.4.1	
Other: ADA 404.2.4.1	
<b>Increase maneuvering space</b>	<b>\$1,000</b>
Notes: Maneuvering clearance at push side of door is 39 inches (48 inches min).	
CBC: 11B-404.2.4.1	
Other: ADA 404.2.4.1	
<b>8 - 9</b>	<b>Door/Gate</b> <span style="float: right;">Category: 2</span>
<b>Adjust door closer</b>	<b>\$125</b>
Notes: Restroom entrance door closer has a sweep time of 4 seconds and door opening force is 11 lbs (5 seconds min closing time from 90 degrees open to 12 degrees and 5 lbs max for door opening force).	
CBC: 11B-404.2.8.1, 11B-404.2.9	
Other: ADA 404.2.8.1, ADA 404.2.9	

**Rohnert Park**

Spreckels Performing Arts Center

<b>Floor 1</b>	
<b>8 - 10</b>	<b>Door/Gate</b> <span style="float: right;">Category: 2</span>
<b>Adjust door closer</b>	<b>\$125</b>
Notes: Restroom exit door closer has a sweep time of 3-1/2 seconds and door opening force is 10 lbs (5 seconds min closing time from 90 degrees open to 12 degrees and 5 lbs max for door opening force).	
CBC: 11B-404.2.8.1, 11B-404.2.9	
Other: ADA 404.2.8.1, ADA 404.2.9	
<b>Provide strike edge clearance</b>	<b>\$2,500</b>
Notes: Push side strike-edge clearance at front approach door with a closer is 3-1/2 inches (12 inches min).	
CBC: 11B-404.2.4.1	
Other: ADA 404.2.4.1	
<b>Increase maneuvering space</b>	<b>\$1,000</b>
Notes: Maneuvering clearance at push side of door is 39 inches (48 inches min).	
CBC: 11B-404.2.4.1	
Other: ADA 404.2.4.1	
<b>Install or modify sign</b>	<b>\$250</b>
Notes: A tactile or braille exit route sign is not provided.	
CBC: 1011.4	
Other: ADA 216.4.1	

## Rohnert Park

Spreckels Performing Arts Center

<b>Floor 1</b>	
<b>8 - 11</b>	<b>Door/Gate</b> <span style="float: right;">Category: 2</span>
<b>Reverse the door swing/remove door</b>	<b>\$450</b>
Notes: The vestibule between the doors leading to the stairway is 41 inches x 57-1/2 inches (48 inches min between doors in a series).	
CBC: 11B-404.2.6 Other: ADA 404.2.6	
<b>Adjust door closer</b>	<b>\$250</b>
Notes: The opening force of both doors is 15 lbs (5 lbs max).	
CBC: 11B-404.2.9 Other: ADA 404.2.9	
<b>Install or modify sign</b>	<b>\$250</b>
Notes: A tactile or braille exit route sign is not provided.	
CBC: 1011.4 Other: ADA 216.4.1	
<b>Replace door hardware</b>	<b>\$850</b>
Notes: Operating force of one door's panic hardware is 16 lbs and the other is 14 lbs (5 lbs max).	
CBC: 11B-309.4, 11B-404.2.7 Other: ADA 309.4	
<b>8 - 12</b>	<b>Door/Gate</b> <span style="float: right;">Category: 2</span>
<b>Adjust door closer</b>	<b>\$250</b>
Notes: The opening force of one door is 10 lbs and the other is 15 lbs (5 lbs max).	
CBC: 11B-404.2.9 Other: ADA 404.2.9	
<b>Install or modify sign</b>	<b>\$250</b>
Notes: A tactile or braille exit route sign is not provided.	
CBC: 1011.4 Other: ADA 216.4.1	
<b>Replace door hardware</b>	<b>\$850</b>
Notes: Operating force of one door's panic hardware is 10 lbs and the other is 15 lbs (5 lbs max).	
CBC: 11B-309.4, 11B-404.2.7 Other: ADA 309.4	

## Rohnert Park

Spreckels Performing Arts Center

<b>Floor 1</b>	
<b>8 - 13</b>	<b>Door/Gate</b> <span style="float: right;">Category: 2 or 4</span>
<b>Adjust door closer</b>	<b>\$125</b>
Notes: Doors from lobby into Nellie Codding Theatre: Door A opening force is 15 lbs. Door B opening force is 13 lbs. Door C opening force is 15 lbs. Door D opening force is 16 lbs (5 lbs max).	
CBC: 11B-404.2.9 Other: ADA 404.2.9	
<b>Provide or modify door kick plate</b>	<b>\$900</b>
Notes: Smooth and uninterrupted kick plate surfaces are not provided at 4 doors. Doorstops are located in the 10" space above the finished floor.	
CBC: 11B-404.2.10 Other: ADA 404.2.10	
<b>Install or modify sign</b>	<b>\$250</b>
Notes: A tactile and braille permanent room sign for the Codding Theatre is not provided.	
CBC: 11B-216.2 Other: ADA 216.2	
<b>Replace door hardware</b>	<b>\$1,700</b>
Notes: Operating force of Door A and Door B panic hardware is 15 lbs. Operating force of Door C panic hardware is 10 lbs. Operating force of Door D panic hardware is 13 lbs (5 lbs max).	
CBC: 11B-309.4, 11B-404.2.7 Other: ADA 309.4	
<b>8 - 14</b>	<b>Door/Gate</b> <span style="float: right;">Category: 2</span>
<b>Adjust door closer</b>	<b>\$125</b>
Notes: Door A opening force is 10 lbs. Door B closer has a sweep time of 4 seconds and door opening force is 15 lbs. Door C opening force is 15 lbs (5 seconds min closing time from 90 degrees open to 12 degrees and 5 lbs max for door opening force).	
CBC: 11B-404.2.8.1, 11B-404.2.9 Other: ADA 404.2.8.1, ADA 404.2.9	
<b>Provide or modify door kick plate</b>	<b>\$675</b>
Notes: Smooth and uninterrupted kick plate surfaces are not provided at 3 doors. Doorstops are located in the 10" space above the finished floor.	
CBC: 11B-404.2.10 Other: ADA 404.2.10	
<b>Replace door hardware</b>	<b>\$1,275</b>
Notes: Door A: Operating force of Door A panic hardware is 8 lbs. Operating force of Door B and Door C panic hardware is 15 lbs (5 lbs max).	
CBC: 11B-309.4, 11B-404.2.7 Other: ADA 309.4	

**Rohnert Park**

Spreckels Performing Arts Center

<b>Floor 1</b>	
<b>8 - 15</b>	<b>Door/Gate</b> <span style="float: right;">Category: 2</span>
<b>Adjust door closer</b>	<b>\$125</b>
Notes: Opening force of one door is greater than 25 lbs and the other door is greater than 16 lbs (5 lbs max).	
CBC: 11B-404.2.9	
Other: ADA 404.2.9	
<b>Install or modify sign</b>	<b>\$250</b>
Notes: A tactile or braille exit route sign is not provided.	
CBC: 1011.4	
Other: ADA 216.4.1	
<b>Replace door hardware</b>	<b>\$850</b>
Notes: Operating force of one door's panic hardware is 13 lbs and the other is 16 lbs (5 lbs max).	
CBC: 11B-309.4, 11B-404.2.7	
Other: ADA 309.4	
<b>8 - 16</b>	<b>Door/Gate</b> <span style="float: right;">Category: 2</span>
<b>Adjust door closer</b>	<b>\$125</b>
Notes: Closer on one door has a sweep time of 3 seconds and door opening force is 10 lbs. Closer on the other door has a sweep time of 3 seconds and door opening force is 17 lbs (5 seconds min closing time from 90 degrees open to 12 degrees and 5 lbs max for door opening force).	
CBC: 11B-404.2.8.1, 11B-404.2.9	
Other: ADA 404.2.8.1, ADA 404.2.9	
<b>Install or modify sign</b>	<b>\$250</b>
Notes: A tactile or braille exit sign is not provided.	
CBC: 1011.4	
Other: ADA 216.4.1, ADA 703.4.1	
<b>Replace door hardware</b>	<b>\$850</b>
Notes: Operating force on one door's panic hardware is 13 lbs and the other is 20 lbs (5 lbs max).	
CBC: 11B-309.4, 11B-404.2.7	
Other: ADA 309.4	

**Rohnert Park**

Spreckels Performing Arts Center

<b>Floor 1</b>	
<b>8 - 17</b>	<b>Door/Gate</b> <span style="float: right;">Category: 2</span>
<b>Adjust door closer</b>	<b>\$125</b>
Notes: Door opening force is 12 lbs (5 lbs max).	
CBC: 11B-404.2.8.1, 11B-404.2.9	
Other: ADA 404.2.8.1, ADA 404.2.9	
<b>Provide strike edge clearance</b>	<b>\$2,500</b>
Notes: Push side strike-edge clearance at front approach door with latch and closer is 2-1/2 inches to wall (12 inches min).	
CBC: 11B-404.2.4.1	
Other: ADA 404.2.4.1	
<b>8 - 18</b>	<b>Door/Gate</b> <span style="float: right;">Category: 2</span>
<b>Adjust door closer</b>	<b>\$125</b>
Notes: The opening force of one door is 18 lbs and the other is 14 lbs (5 lbs max).	
CBC: 11B-404.2.9	
Other: ADA 404.2.9	
<b>Replace door hardware</b>	<b>\$850</b>
Notes: The operating force of one door's panic hardware is 8 lbs and the other is 12 lbs (5 lbs max).	
CBC: 11B-309.4, 11B-404.2.7	
Other: ADA 309.4	
<b>8 - 19</b>	<b>Door/Gate</b> <span style="float: right;">Category: 2</span>
<b>Install or modify sign</b>	<b>\$500</b>
Notes: A tactile or braille exit route sign is not provided. A tactile and braille permanent room sign for the Condiotti Theatre is not provided.	
CBC: 1011.4, 11B-216.2	
Other: ADA 216.2, ADA 216.4.1	
<b>Adjust door closer</b>	<b>\$125</b>
Notes: Opening force of one door is 10 lbs and the other is 12 lbs (5 lbs max).	
CBC: 11B-404.2.8.1, 11B-404.2.9	
Other: ADA 404.2.8.1, ADA 404.2.9	
<b>Replace door hardware</b>	<b>\$425</b>
Notes: Operating force of the panic hardware is 15 lbs (5 lbs max).	
CBC: 11B-309.4, 11B-404.2.7	
Other: ADA 309.4	

**Rohnert Park**

Spreckels Performing Arts Center

<b>Floor 1</b>		
<b>8 - 20</b>	<b>Door/Gate</b>	<b>Category: 2</b>
<b>Adjust door closer</b>		<b>\$125</b>
Notes: Opening force of one door is 15 lbs and the other is 13 lbs (5 lbs max).		
CBC: 11B-404.2.8.1, 11B-404.2.9		
Other: ADA 404.2.8.1, ADA 404.2.9		
<b>Increase maneuvering space</b>		<b>\$1,000</b>
Notes: Maneuvering clearance at push side of door is 37 inches due to moveable furniture (48 inches min).		
CBC: 11B-404.2.4.1		
Other: ADA 404.2.4.1		
<b>Install or modify sign</b>		<b>\$250</b>
Notes: A tactile or braille exit route sign is not provided.		
CBC: 1011.4		
Other: ADA 216.4.1		
<b>8 - 21</b>	<b>Door/Gate</b>	<b>Category: 2</b>
<b>Install or modify sign</b>		<b>\$250</b>
Notes: A tactile and braille permanent room sign for the Events Room is not provided.		
CBC: 11B-216.2		
Other: ADA 216.2		
<b>Adjust door closer</b>		<b>\$125</b>
Notes: Closer on one door has a sweep time of 3 seconds and door opening force is 17 lbs. Closer on the other door has a sweep time of 4 seconds and door opening force is 12 lbs (5 seconds min closing time from 90 degrees open to 12 degrees and 5 lbs max for door opening force).		
CBC: 11B-404.2.8.1, 11B-404.2.9		
Other: ADA 404.2.8.1, ADA 404.2.9		
<b>Replace door hardware</b>		<b>\$425</b>
Notes: Door hardware is not functional.		
CBC: 11B-309.4, 11B-404.2.7		
Other: ADA 309.4		



**Rohnert Park**

Spreckels Performing Arts Center

<b>Floor 1</b>		
<b>8 - 22</b>	<b>Door/Gate</b>	Category: 1
<b>Adjust door closer</b>		\$125
Notes: Door closer has a sweep time of 4 seconds and door opening force is 12 lbs (5 seconds min closing time from 90 degrees open to 12 degrees and 5 lbs max for exterior door opening force).		
CBC: 11B-404.2.8.1, 11B-404.2.9		
Other: ADA 404.2.8.1, ADA 404.2.9		
<b>Install or modify sign</b>		\$250
Notes: A tactile and braille exit sign is not provided.		
CBC: 1011.4		
Other: ADA 216.4.1, ADA 703.4.1		
<b>Provide or modify door kick plate</b>		\$225
Notes: A smooth and uninterrupted kick plate surface is not provided. A doorstop is located in the 10" space above the finished floor.		
CBC: 11B-404.2.10		
Other: ADA 404.2.10		
<b>9 - 1</b>	<b>Sign</b>	Category: 2
<b>Install or modify permanent room sign</b>		\$500
Notes: Two tactile and braille exit route signs are not provided.		
CBC: 11B-216.4.4		
Other: ADA 216.4.1		
<b>9 - 2</b>	<b>Sign</b>	Category: 2
<b>Install or modify permanent room sign</b>		\$250
Notes: Tactile and braille exit route sign is not provided.		
CBC: 11B-216.4.4		
Other: ADA 216.4.1		
<b>9 - 3</b>	<b>Sign</b>	Category: 2
<b>Install or modify permanent room sign</b>		\$250
Notes: Tactile and braille exit route sign is not provided.		
CBC: 11B-216.4.4		
Other: ADA 216.4.1		

**Rohnert Park**

Spreckels Performing Arts Center

<b>Floor 1</b>	
<b>10 - 1 Drinking Fountain</b>	Category: 3
<b>Install an additional high or low fountain</b>	\$3,000
Notes: Three drinking fountains (2 taller standing person fountains and 1 wheelchair accessible fountain) are provided. Provide an additional wheelchair accessible fountain (50% of each type are required).	
CBC: 11B-211.2	
Other: ADA 211.2	
<b>Replace fountain</b>	\$0
Notes: Bubbler height on the standing person fountain is 43-1/8 inch AFF (38" min to 43" max).	
CBC: 11B-602.7	
Other: ADA 602.7	
<b>Increase or provide maneuvering or clear floor area</b>	\$125
Notes: There are loose mats in the clear space in front of the drinking fountains (mats must be securely attached to the floor surface).	
CBC: 11B-305.1, 11B-306.1, 11B-306.2.1	
Other: ADA 305.1, ADA 305.3, ADA 305.5, ADA 306.1	
<b>16 - 1 Built-in Elements</b>	Category: 2
<b>Provide an accessible counter</b>	\$3,000
Notes: The two service counters at the interior box office windows are 43-1/2 inches AFF. The service counter at the exterior box office window is 43-3/4 inches AFF. At least one in each area is required to be accessible (34 inches AFF).	
CBC: 11B-227.3, 11B-904.4	
Other: ADA 227.3, ADA 904.4.1	
<b>17 - 1 Corridor / Aisle</b>	Category: 2
<b>Install or modify EXIT signs</b>	\$250
Notes: Exit passageway is not identified by a tactile and braille exit sign.	
CBC: 11B-216.4.1	
Other: ADA 216.4.1	

**Rohnert Park**

Spreckels Performing Arts Center

<b>Floor 1</b>	
<b>19 - 1</b>	<b>Multiple User Restroom</b> <span style="float: right;">Category: 2</span>
<b>Provide an accessible path of travel</b>	<b>\$0</b>
Notes: The route to the multiple-user restroom is 42 inches wide (44 inches min. for corridors with an occupant load of 10 or more).	
CBC: 11B-206.2	
Other: ADA 206.2	
<b>Provide an ambulatory accessible compartment</b>	<b>\$2,500</b>
Notes: The restroom has 9 compartments (including a wide compartment). An ambulatory front transfer compartment is not provided (where 6 or more toilet compartment or fixtures are provided, 5%, but at least one, shall be an ambulatory stall).	
CBC: 11B-213.3.1, 11B-604.8.2	
Other: ADA 213.3.1, ADA 604.8.2	
<b>Install restroom sign</b>	<b>\$500</b>
Notes: The state restroom sign is located in the lobby at 56 inches AFF (required to be centered on the restroom door at 58 inches min to 60 inches max AFF). A federal tactile and braille restroom sign is not provided	
CBC: 11B-216.8, 11B-703.7.2.6	
Other: ADA 703	
<b>Replace or reposition dispenser</b>	<b>\$250</b>
Notes: Height to operating mechanism of paper towel dispenser is 48 inches AFF (40 inches max). Centerline of the toilet paper roll dispenser is 4-1/2 inches behind front of the water closet (7 inches min to 9 inches max in front of water closet).	
CBC: 11B-603.5, 11B-604.7	
Other: ADA 604.7	
<b>Reposition clothing hooks</b>	<b>\$125</b>
Notes: Coat hook is 49-3/4 inches AFF (48 inches max).	
CBC: 11B-308.1	
Other: ADA 308.1	
<b>Provide or replace compartment door hardware</b>	<b>\$175</b>
Notes: Compartment door does not have handle on the outside of door.	
CBC: 11B-604.8.1.2	
Other: ADA 604.8.1.2	
<b>Regrade surface</b>	<b>\$3,000</b>
Notes: Slope of restroom floor is up 2.6% near drain (2% max).	
CBC: 11B-305.2, 11B-403.2, 11B-403.3	
Other: ADA 305.2, ADA 403.2, ADA 403.3	

**Rohnert Park**

Spreckels Performing Arts Center

<b>Floor 1</b>	
<b>19 - 1</b>	<b>Multiple User Restroom</b> <span style="float: right;">Category: 2</span>
<b>Modify stall partition and install new stall door</b>	<b>\$750</b>
Notes: The door on the wide compartment is located at the centerline of the compartment (door at end entry compartment is required to be located in front of the clear floor space adjacent to the water closet). Compartment is 57-1/2 inches wide by 76 inches long with a wall-mounted fixture (60 inches wide by 48 inches long maneuvering clearance in front of the water closet required).	
CBC: 11B-604.8.1.1.3, 11B-604.8.1.2 Other: ADA 604.8.1.2	
<b>Reposition toilet flush controls</b>	<b>\$750</b>
Notes: Flush control is not located on the wide side of the water closet as required.	
CBC: 11B-604.6 Other: ADA 604.6	
<b>Replace or reposition fixtures</b>	<b>\$1,250</b>
Notes: The water closet centerline is 16 inches from the wall (17" min to 18" max).	
CBC: 11B-604.2 Other: ADA 604.2	
<b>Modify grab bars</b>	<b>\$125</b>
Notes: Rear grab bar extends on the wide side of the water closet 13-1/2 inches (extends 12" min and 24" min from centerline of water closet). Side grab bar extends 53-1/2 inches from the rear wall (54 inches required).	
CBC: 11B-604.5.1, 11B-604.5.2 Other: ADA 604.5.1, ADA 604.5.2	

## Rohnert Park

Spreckels Performing Arts Center

<b>Floor 1</b>	
<b>19 - 2</b>	<b>Multiple User Restroom</b> <span style="float: right;">Category: 2</span>
<b>Provide an accessible path of travel</b>	<b>\$0</b>
Notes: The route to the multiple-user restroom is 41-3/4 inches wide (44 inches min. for corridors with an occupant load of 10 or more).	
CBC: 11B-206.2 Other: ADA 206.2	
<b>Provide an ambulatory accessible compartment</b>	<b>\$2,500</b>
Notes: The restroom has 5 urinals and 4 compartments (including a wide compartment). An ambulatory front transfer compartment is not provided (where 6 or more toilet compartment or fixtures are provided, 5%, but at least one, shall be an ambulatory stall).	
CBC: 11B-213.3.1, 11B-604.8.2 Other: ADA 213.3.1, ADA 604.8.2	
<b>Install restroom sign</b>	<b>\$500</b>
Notes: The state restroom sign is located in the lobby at 64-1/2 inches AFF (required to be centered on the restroom door at 58 inches min to 60 inches max AFF). The federal tactile and braille information is located on the door mounted state sign (required to be located at latch side of door).	
CBC: 11B-216.8, 11B-703.7.2.6 Other: ADA 703	
<b>Replace or reposition dispenser</b>	<b>\$250</b>
Notes: Height to operating mechanism of paper towel dispenser is 48 inches AFF (40 inches max). Centerline of the toilet paper roll dispenser is 3-1/2 inches in front of the water closet (7 inches min to 9 inches max in front of water closet).	
CBC: 11B-603.5, 11B-604.7 Other: ADA 604.7	
<b>Reposition clothing hooks</b>	<b>\$125</b>
Notes: Coat hook is 51-1/2 inches AFF (48 inches max).	
CBC: 11B-308.1 Other: ADA 308.1	
<b>Provide or replace compartment door hardware</b>	<b>\$175</b>
Notes: Compartment door does not have handles on the outside of door and is not self-closing.	
CBC: 11B-604.8.1.2 Other: ADA 604.8.1.2	

## Rohnert Park

### Spreckels Performing Arts Center

<b>Floor 1</b>	
<b>19 - 2</b>	<b>Multiple User Restroom</b> <span style="float: right;">Category: 2</span>
<b>Modify stall partition and install new stall door</b>	<b>\$750</b>
Notes: The door on the wide compartment is located at the centerline of the compartment (door at end entry compartment is required to be located in front of the clear floor space adjacent to the water closet). Compartment is 57-1/2 inches wide by 76 inches long with a wall-mounted fixture (60 inches wide by 48 inches long maneuvering clearance in front of the water closet required).	
CBC: 11B-604.8.1.1.3, 11B-604.8.1.2 Other: ADA 604.8.1.2	
<b>Replace or reposition fixtures</b>	<b>\$1,250</b>
Notes: The water closet centerline is 16 inches from the wall (17" min to 18" max).	
CBC: 11B-604.2 Other: ADA 604.2	
<b>Modify grab bars</b>	<b>\$125</b>
Notes: Side grab bar extends 53-1/2 inches from the rear wall (54 inches required).	
CBC: 11B-604.5.1, 11B-604.5.2 Other: ADA 604.5.1, ADA 604.5.2	
<b>Provide or modify urinal shields</b>	<b>\$1,000</b>
Notes: Urinal shields on low urinal are 23-3/4 inches apart (30" min, 36" min if they extend 24 inches past the front of the urinal).	
CBC: 11B-305.7.1, 11B-605.3 Other: ADA 305.3, ADA 305.7.1, ADA 605.3	
<b>26 - 1</b>	<b>Eating Area</b> <span style="float: right;">Category: 2</span>
<b>Provide accessible seating</b>	<b>\$2,500</b>
Notes: The top surfaces of all the bar tables are at standing height (43 inches AFF). At least one wheelchair-usable space (28 to 34 inches AFF) is required for every twenty seats (5% min).	
CBC: 11B-226.1 Other: ADA 226.1	
<b>Provide accessible seating</b>	<b>\$0</b>
Notes: If more than one wheelchair-usable table is required, the accessible tables must be dispersed throughout the eating area.	
CBC: 11B-226.2 Other: ADA 226.2	
<b>Provide an accessible counter</b>	<b>\$1,500</b>
Notes: The bar counter is 42 inches AFF (28 to 34 inches AFF required).	
CBC: 11B-902.3 Other: ADA 902	

## Rohnert Park

### Spreckels Performing Arts Center

<b>Floor 1</b>	
<b>27 - 1</b>	<b>Assembly Area</b>
	Category: 2
<b>Provide accessible seating</b>	\$2,250
Notes: Codding Theatre has 511 seats. The Orchestra sections have 51 aisle seats with 2 designated as accessible (5% min. or 3 accessible seats required). The Mezzanine sections have 30 aisle seats with 0 designated as accessible (5% min. or 2 accessible seats required). 11 temporary wheelchair and companion seating spaces are provided at the top of the Orchestra Left section and the bottom of the Mezzanine Right section (7 min. wheelchair and companion spaces required), but they are not fixed spaces nor integrated into the overall seating plan. Wheelchair spaces are not dispersed vertically at varying distances from the performance area.	
CBC: 11B-221.2.1.1, 11B-221.2.2, 11B-221.2.3.2, 11B-221.4, 11B-802.3	
Other: ADA 221.2.1.1, ADA 221.2.2, ADA 221.2.3.2, ADA 221.3, ADA 802.3.1, ADA 802.3.2, ADA 802.4.1	
<b>27 - 2</b>	<b>Assembly Area</b>
	Category: 2
<b>Provide accessible seating</b>	\$750
Notes: Condiotti Theatre has no permanent seating. The theatre can accommodate up to 125 moveable seats on and at the base of a portable seated riser with 3 decks and a stairway. Eight temporary wheelchair seating spaces are provided at floor level (4 min. wheelchair and 4 companion spaces required), but they are not integrated into the overall seating plan nor dispersed vertically at varying distances from the performance area.	
CBC: 11B-221.2.1.1, 11B-221.2.2, 11B-221.2.3.2, 11B-221.4, 11B-802.3	
Other: ADA 221.2.1.1, ADA 221.2.2, ADA 221.2.3.2, ADA 221.3, ADA 802.3.1, ADA 802.3.2, ADA 802.4.1	